

Metro Vancouver Rent Report

June 2026

*Average rent
1br. furnished

\$2,189 ▲ 1.13%

*Average rent for Metro Vancouver

*Average rent
1br. unfurnished

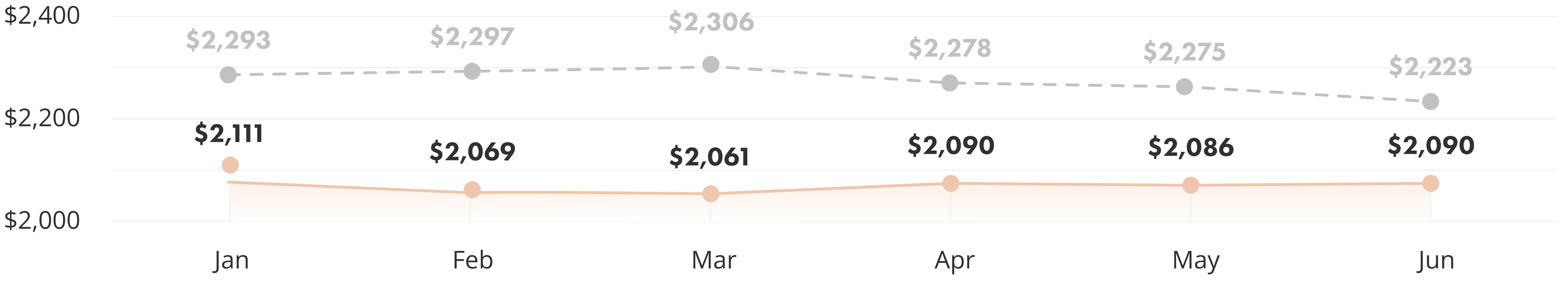
\$2,090 ▲ 0.23%

*Average rent for Metro Vancouver

Rental trend

1br. unfurnished


● This year ● Previous year



Most expensive cities in Canada

1br. unfurnished

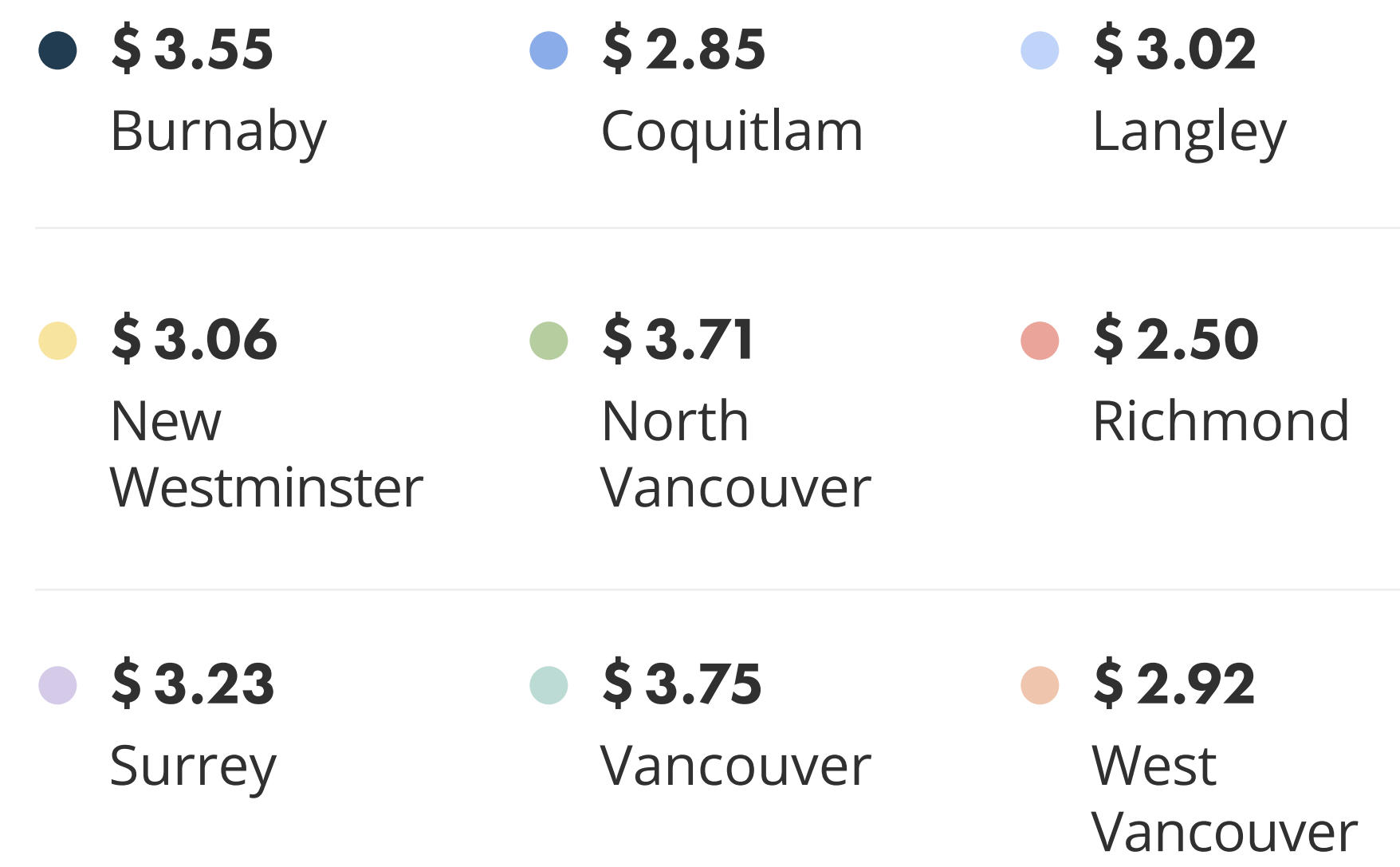
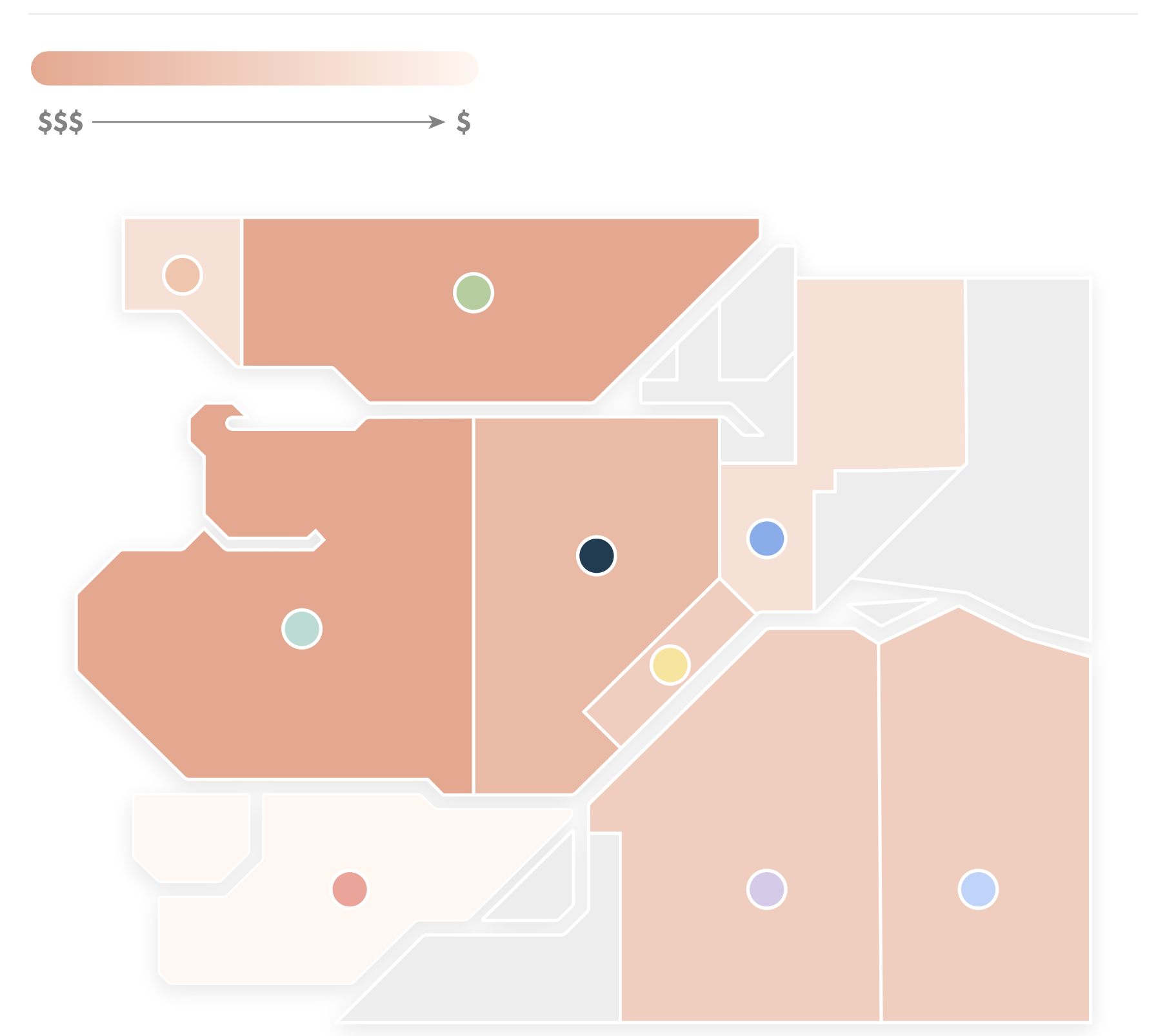
● BC cities ● ON cities ● QC cities ● AB cities



Average rent


per square foot

\$3.18




Active listings by number of bedrooms

Furnished & Unfurnished



Active listings by property type

Furnished & Unfurnished



[Get free assessment](#)

Could your listing be attracting more renters? Get a **free** Listing Assessment from one of our rental experts today – including a complimentary rent estimate.

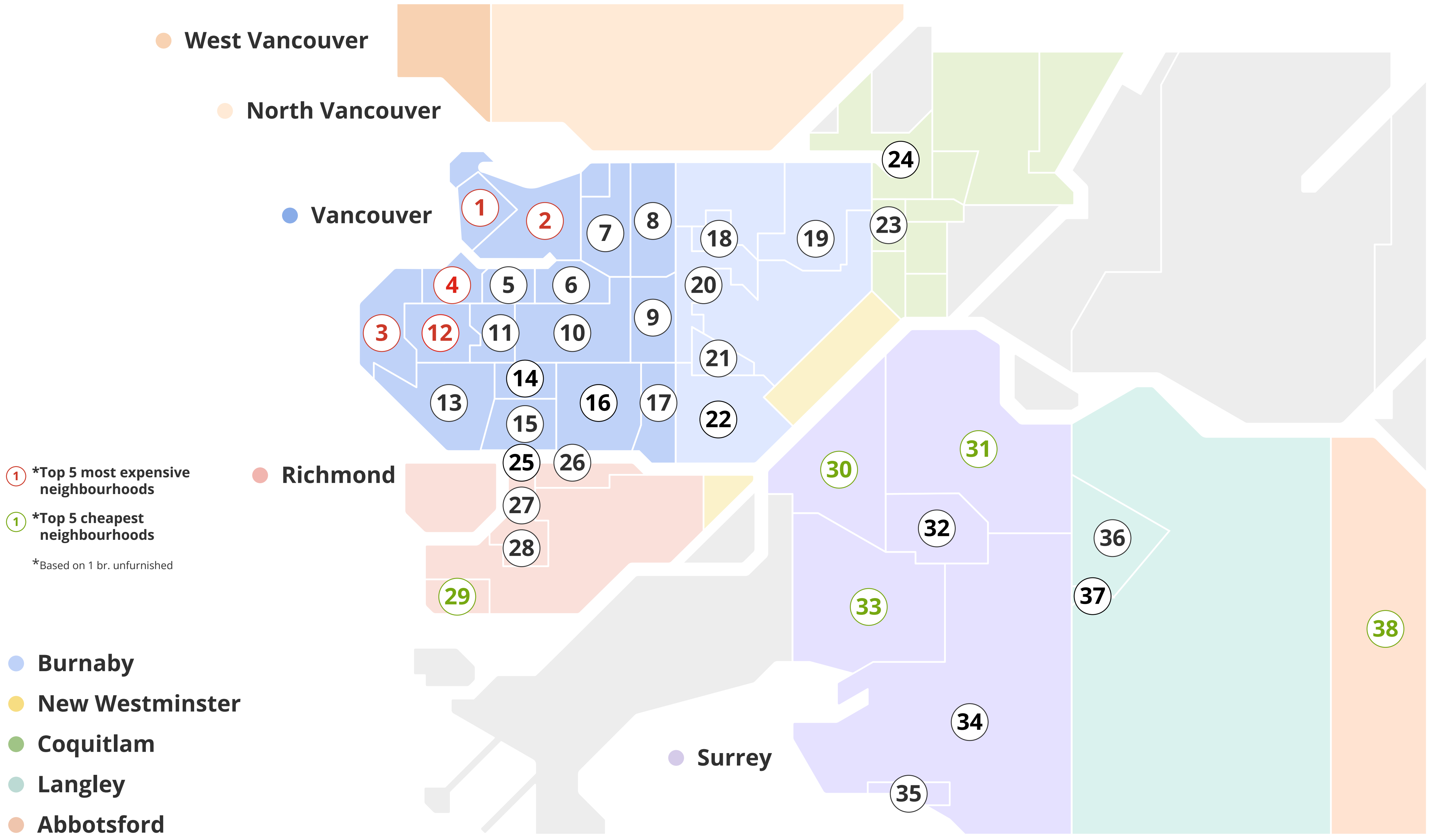
Average rent by listing type

Furnished			Municipality /City	Unfurnished		
1 br.	2 br.	3 br.		1 br.	2 br.	3 br.
\$2,184 ▼	\$2,750 ▲	\$3,030 ▼	Burnaby	\$2,096 ▼	\$2,530 ▼	\$3,229 ▲
\$2,000 ▲	\$2,459 ▲	\$3,106 ▲	Coquitlam	\$1,989 ▲	\$2,388 ▲	\$3,013 ▼
\$1,738 ▲	\$2,319 ▼	\$2,906 –	Langley	\$1,744 ▼	\$2,292 ▼	\$3,123 ▼
\$1,846 ▼	\$2,611 ▼	No data –	New Westminister	\$1,934 ▲	\$2,498 ▲	\$3,372 ▲
\$2,615 ▼	\$3,486 ▲	\$5,025 –	North Vancouver	\$2,365 ▲	\$3,286 ▼	\$4,552 ▲
\$2,103 ▼	\$2,750 ▲	\$3,674 ▲	Richmond	\$2,148 ▲	\$2,678 ▼	\$3,529 ▲
\$1,863 ▲	\$2,262 ▲	\$2,887 ▼	Surrey	\$1,714 ▲	\$2,144 ▲	\$2,792 ▼
\$2,716 ▲	\$3,370 ▲	\$4,180 ▲	Vancouver	\$2,287 ▲	\$3,046 ▲	\$3,767 ▲
\$2,641 ▲	\$3,227 ▼	No data –	West Vancouver	\$2,538 ▼	\$3,616 ▲	\$4,954 ▲

Comprehensive Breakdown

June 2026

Map of Metro Vancouver



Average rent by municipality/city

Metro Vancouver

Furnished			Municipality/City	Unfurnished		
1 br.	2 br.	3 br.		1 br.	2 br.	3 br.
● City of Vancouver						
\$2,862	\$3,657	\$4,859	① West End	\$2,427	\$3,735	No data
\$2,858	\$3,524	\$4,292	② Downtown	\$2,428	\$3,197	\$4,130
\$2,630	\$3,704	\$4,530	③ West Point Grey/UBC	\$2,794	\$3,673	\$4,181
\$2,658	\$3,459	\$4,655	④ Kitsilano	\$2,372	\$3,194	\$3,993
\$2,763	\$4,271	No data	⑤ Fairview	\$2,027	\$3,220	\$3,816
\$2,726	\$3,317	No data	⑥ Mount Pleasant	\$2,201	\$2,959	\$3,390
No data	No data	No data	⑦ Strathcona-Grandview Woodland	\$2,109	\$2,647	No data
\$2,271	No data	No data	⑧ Hastings-Sunrise	\$2,251	\$2,248	No data
\$1,978	\$2,550	No data	⑨ Renfrew-Collingwood	\$1,916	\$2,559	\$3,427
\$2,097	\$2,856	No data	⑩ South Cambie-Riley Park-Kensington Cedar	\$2,016	No data	No data
No data	\$3,400	No data	⑪ Shaughnessy	\$2,042	\$2,903	No data
No data	\$2,960	No data	⑫ Dunbar-Arbutus	\$2,550	No data	No data
No data	\$3,062	\$3,291	⑬ Kerrisdale	\$2,221	\$2,903	\$3,972
\$2,035	\$2,903	\$3,887	⑭ Oakridge	\$2,317	\$3,474	\$4,498
\$2,002	\$2,715	\$3,759	⑮ Marpole	\$1,932	\$2,467	\$3,479
\$1,931	\$2,530	\$3,514	⑯ Sunset-Victoria Fraserview	\$1,766	\$2,465	No data
No data	\$2,465	No data	⑰ Killarney	\$1,825	\$2,082	\$2,737
\$2,615	\$3,486	\$5,025	● North Vancouver	\$2,365	\$3,286	\$4,552
\$2,641	\$3,227	No data	● West Vancouver	\$2,538	\$3,616	\$4,954
\$1,846	\$2,611	No data	● New Westminster	\$1,934	\$2,498	\$3,372

[Get free assessment](#)

Could your listing be attracting more renters? Get a **free** Listing Assessment from one of our rental experts today – including a complimentary rent estimate.

Follow us for more monthly stats

liv.rent
 liv.rent
 liv_rent
 liv.rent
 liv.rent

Source: June 2026 Statistics — liv.rent and various online sources

© Liv Strategies Inc. 2026

Average rent by municipality/city

Metro Vancouver

Furnished			Municipality/City	Unfurnished		
1 br.	2 br.	3 br.		1 br.	2 br.	3 br.
Burnaby						
\$2,226	\$2,740	\$2,816	18 Brentwood	\$2,145	\$2,608	\$3,268
\$1,857	\$2,840	No data	19 SFU/Burnaby Heights	\$1,851	\$2,407	\$3,085
\$2,186	\$2,433	No data	20 Central Burnaby	\$2,063	\$2,466	No data
\$2,233	\$2,989	\$3,358	21 Metrotown	\$2,112	\$2,854	\$3,566
No data	\$2,425	No data	22 South Slope	\$1,905	\$2,118	\$3,184
Tricities						
\$2,187	\$2,667	No data	23 Burquitlam	\$1,977	\$2,508	\$3,197
No data	\$2,674	No data	24 Port Moody	\$2,139	\$2,518	No data
Richmond						
No data	No data	No data	25 Golden Village	No data	\$2,372	\$3,417
No data	No data	No data	26 Bridgeport	\$2,070	\$2,713	\$3,587
\$2,362	\$2,835	\$3,710	27 Lansdowne Village	\$2,333	\$2,744	\$3,620
\$2,017	\$2,800	\$3,586	28 Brighthouse/City Centre	\$2,029	\$2,681	\$3,435
\$1,858	\$2,466	No data	29 Steveston	\$1,647	\$2,413	\$2,944
Surrey						
\$1,839	\$2,309	\$3,074	30 Surrey City Centre	\$1,722	\$2,185	\$2,761
No data	No data	No data	31 Guildford	\$1,552	\$2,032	\$2,547
\$1,673	\$2,186	\$2,696	32 Fleetwood	\$1,826	\$1,855	\$2,590
\$1,711	\$2,128	\$2,910	33 Newton	\$1,387	\$1,922	\$2,477
No data	No data	No data	34 South Surrey	\$1,775	\$2,324	No data
White Rock						
\$1,928	\$2,379	No data	35 White Rock	\$1,842	\$2,572	\$2,868
Langley						
No data	\$2,486	No data	36 Willoughby	\$1,855	\$2,151	No data
\$1,589	\$2,235	No data	37 Willowbrook	\$1,731	\$2,192	\$3,216
\$1,707	\$2,275	No data	Abbotsford	\$1,481	\$1,864	\$2,300

Get free assessment

Could your listing be attracting more renters? Get a **free** Listing Assessment from one of our rental experts today - including a complimentary rent estimate.

Don't see your city or neighbourhood here?

Send us a request at media@liv.rent or leave us a comment on our Instagram!



Resources

Landlord Resources

- [How much should I charge for rent?](#)
- [9 essential components of an attractive rental ad](#)
- [How to effectively advertise your rental listing](#)
- [How to screen tenants](#)
- [Understanding lease addendums](#)

Renter Resources

- [Cheapest neighbourhoods for rent near Metro Vancouver](#)
- [Neighbourhood Guides](#)
- [How to protect yourself from rental scams](#)
- [Tips for finding an apartment in Vancouver](#)