


Montreal Rent Report

February 2025

Average rent

1br. furnished

\$1,714 ▼ -0.46%



Average rent

1br. unfurnished

\$1,746 ▲ 0.61%



Highest rent

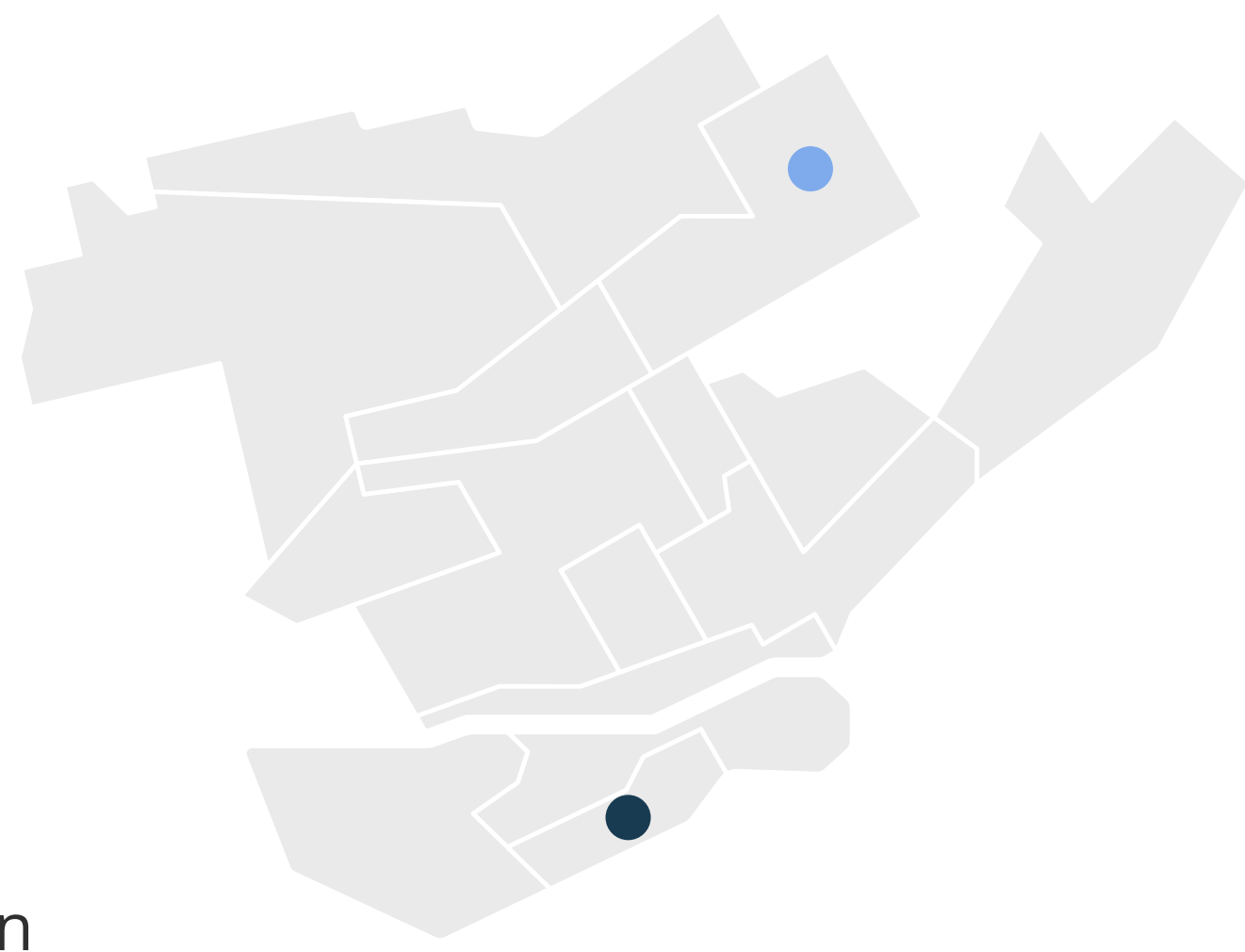
1br. unfurnished

● **\$ 2,033**
Verdun

Lowest rent

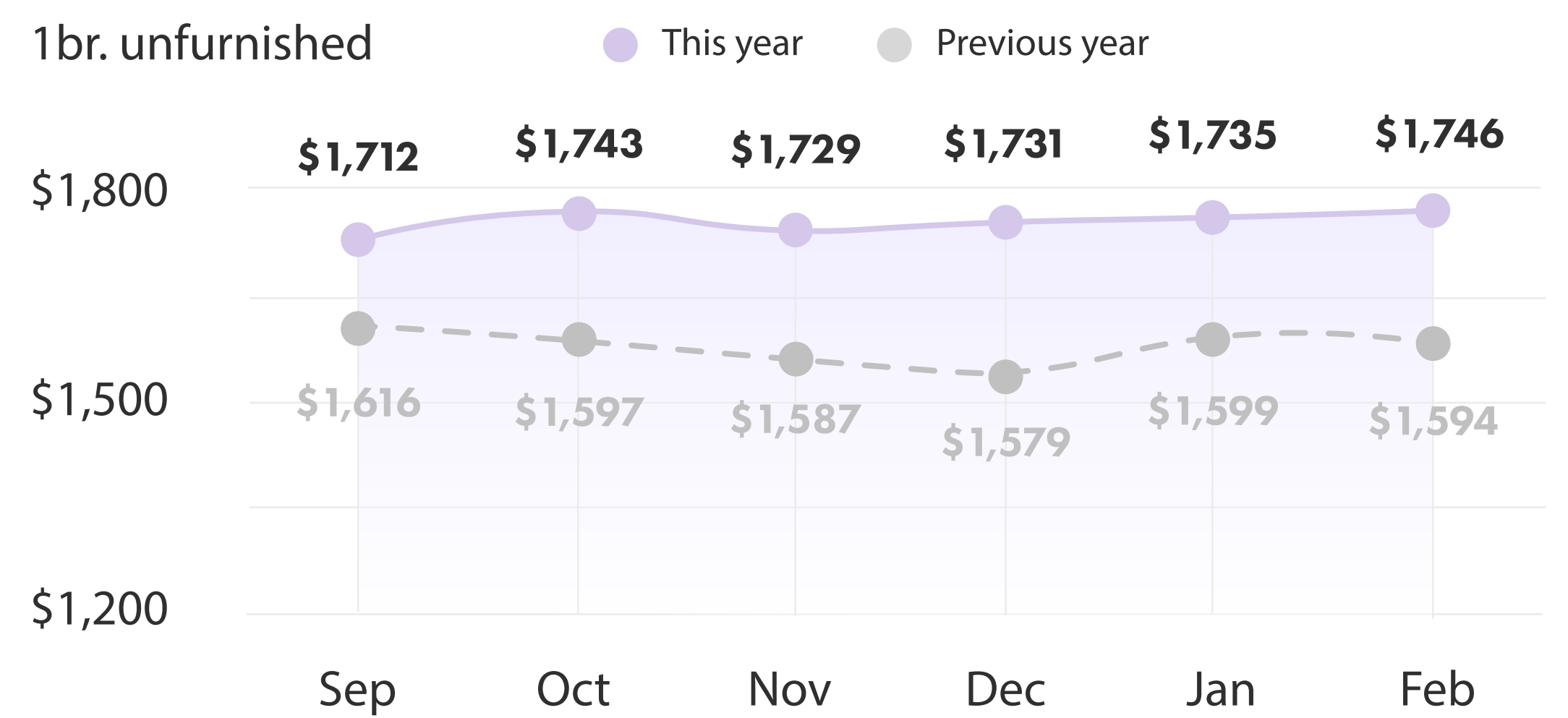
1br. unfurnished

● **\$ 1,522**
Villeray-Parc-Extension



Rental trend

1br. unfurnished



Get free assessment

Could your listing be attracting more renters? Get a **free** Listing Assessment from one of our rental experts today – including a complimentary rent estimate.

Average rent by listing type

Furnished			Municipality/City	Unfurnished		
1 br.	2 br.	3 br.		1 br.	2 br.	3 br.
\$1,573 ▼	\$1,973 ▲	\$2,557 ▲	Ahuntsic-Cartierville	\$1,658 ▲	\$1,811 ▲	\$2,275 ▼
\$2,065 ▲	\$2,878 ▲	\$3,402 ▲	Downtown	\$1,954 ▲	\$2,729 ▼	\$3,126 ▲
\$1,592 ▼	\$2,004 ▲	\$2,194 ▲	Hochelaga-Maisonneuve	\$1,554 ▼	\$1,950 ▲	\$2,175 ▼
\$1,507 ▼	\$2,174 ▲	\$2,355 ▼	Notre-Dame-de-Grâce/Côte-des-Neiges	\$1,623 ▼	\$2,262 ▲	\$2,840 ▲
No data –	No data –	No data –	Saint Henri	\$1,700 ▼	\$2,026 ▼	No data –
\$1,702 ▲	\$2,112 ▲	No data –	Saint-Laurent	\$1,681 ▲	\$2,158 ▼	\$2,809 ▼
\$1,702 ▼	\$2,479 ▲	\$2,959 ▼	The Plateau-Mont-Royal	\$1,901 ▲	\$2,438 ▲	\$2,944 ▲
\$2,007 ▲	\$2,886 ▲	No data –	Verdun	\$2,033 ▲	\$2,640 ▲	\$2,691 ▲
\$1,568 ▼	\$2,178 ▼	No data –	Villeray-Parc-Extension	\$1,522 ▼	\$2,058 ▲	\$2,386 ▲
No data –	No data –	No data –	Westmount	\$1,830 ▼	\$2,694 ▲	\$3,553 ▼