

Calgary & Edmonton Rent Report

December 2024

Could your listing be attracting more renters? Get a **free** Listing Assessment from one of our rental experts today – including a complimentary rent estimate.

Get free assessment

Calgary

Average rent

1br. furnished

\$1,697 ▼ -5.19%



Average rent

1br. unfurnished

\$1,613 ▼ -2.91%

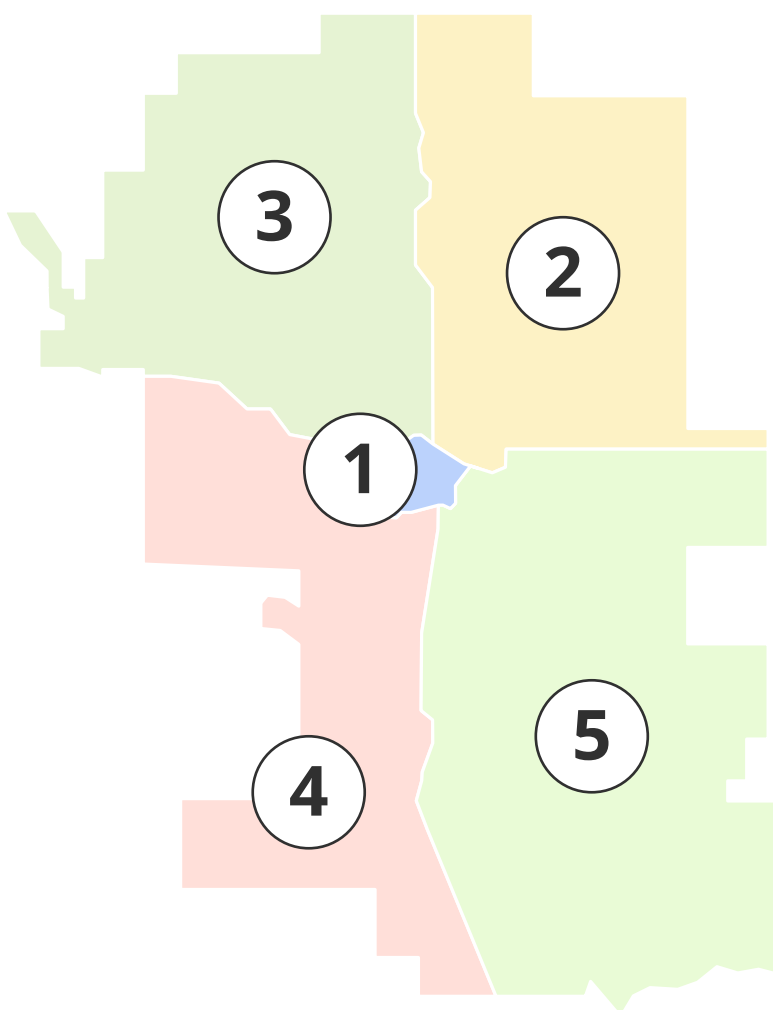


Rental trend

1br. unfurnished



Map of Calgary



Average rent by listing type

Furnished

Quadrant	1 br.	2 br.	3 br.
1 City Centre	\$1,833 ▼	\$2,378 ▼	\$2,739 ▼
2 Northeast	\$1,505 ▲	\$1,850 ▼	\$2,219 ▼
3 Northwest	\$1,462 ▼	\$1,916 ▲	\$2,430 ▼
4 Southwest	\$1,795 ▼	\$2,460 ▲	\$3,231 ▼
5 Southeast	\$1,889 ▲	\$2,178 ▼	\$2,831 ▲

Unfurnished

Quadrant	1 br.	2 br.	3 br.
1 City Centre	\$1,691 ▼	\$2,274 ▼	No data –
2 Northeast	\$1,505 ▼	\$1,800 ▼	\$2,154 ▼
3 Northwest	\$1,562 ▼	\$1,899 ▼	\$2,569 ▲
4 Southwest	\$1,646 ▼	\$2,065 ▼	\$2,679 ▲
5 Southeast	\$1,662 ▼	\$2,082 ▲	\$2,274 ▼

Edmonton

Average rent

1br. furnished

\$1,497 ▼ -6.28%



Average rent

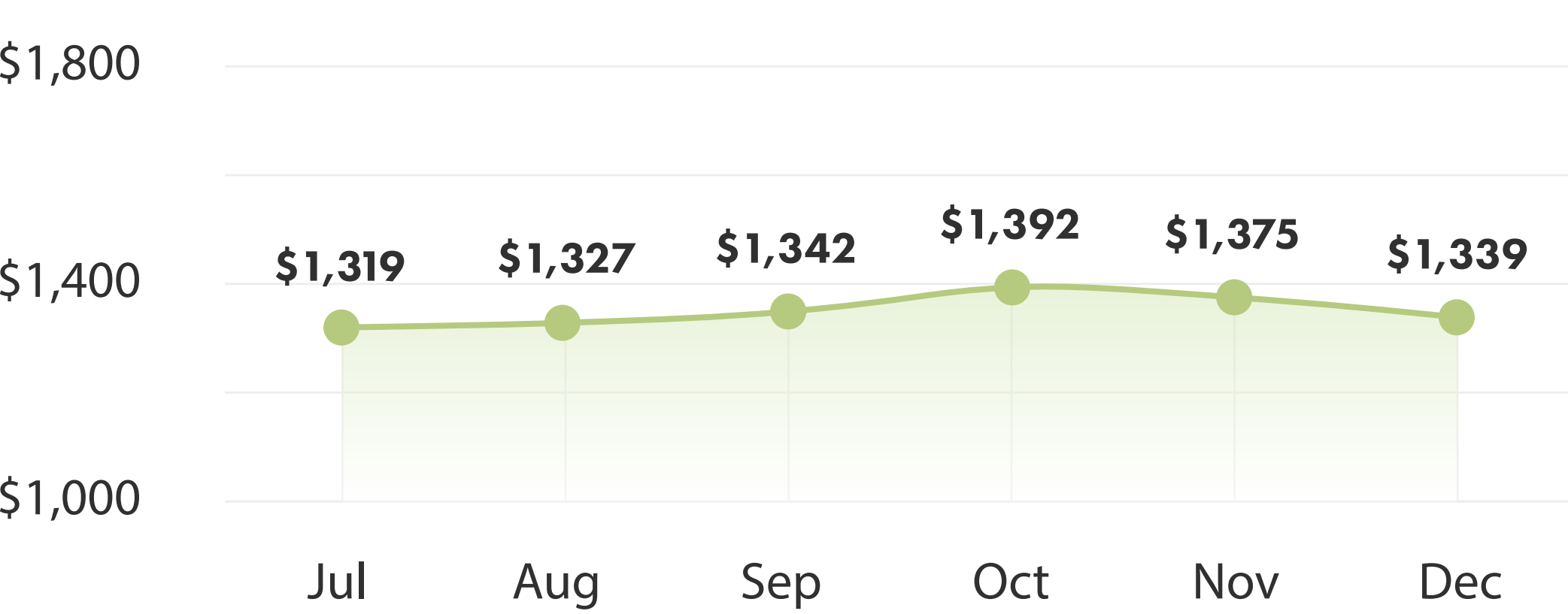
1br. unfurnished

\$1,339 ▼ -2.60%

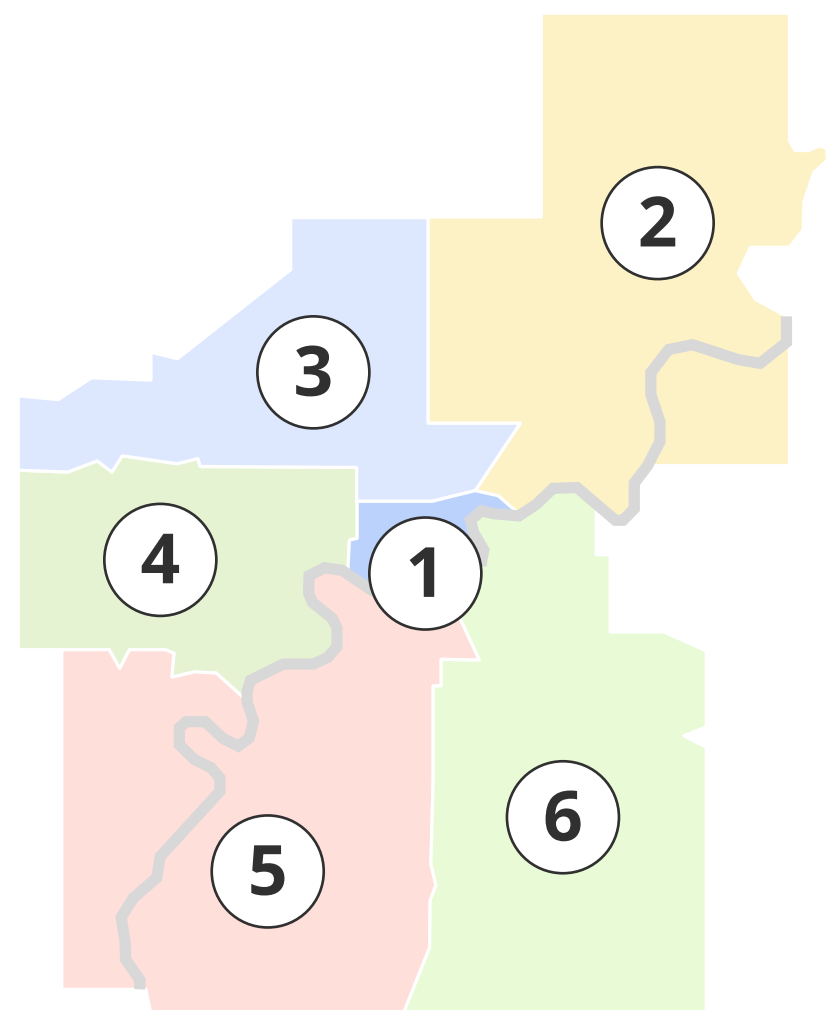


Rental trend

1br. unfurnished



Map of Edmonton



Average rent by listing type

Furnished

Sector	1 br.	2 br.	3 br.
1 Downtown	\$1,694 ▼	\$2,524 ▲	\$2,521 ▼
2 Northeast	No data –	No data –	No data –
3 Northwest	\$1,470 ▼	No data –	No data –
4 West	\$1,475 ▼	\$2,030 –	No data –
5 Southwest	\$1,396 ▼	\$1,742 ▼	\$2,112 ▼
6 Southeast	\$1,449 ▼	\$1,707 ▼	\$2,488 ▲

Unfurnished

Sector	1 br.	2 br.	3 br.
1 Downtown	\$1,338 ▼	\$1,807 ▼	\$2,384 ▲
2 Northeast	\$1,347 ▼	\$1,529 ▼	\$1,886 ▼
3 Northwest	\$1,306 ▲	\$1,530 ▼	\$1,965 ▼
4 West	\$1,305 ▼	\$1,611 ▼	\$2,040 ▼
5 Southwest	\$1,373 ▼	\$1,698 ▲	\$2,089 ▲
6 Southeast	\$1,368 ▼	\$1,728 ▲	\$1,904 ▼

Follow us for more monthly stats

 liv.rent  liv.rent  liv_rent  liv.rent  liv.rent

Source: December 2024 Statistics — liv.rent and various online sources

© Liv Strategies Inc. 2024