

Calgary & Edmonton Rent Report

November 2024

Could your listing be attracting more renters? Get a **free** Listing Assessment from one of our rental experts today – including a complimentary rent estimate.

Get free assessment

Calgary

Average rent

1br. furnished

\$1,790▲ 0.04%



Average rent

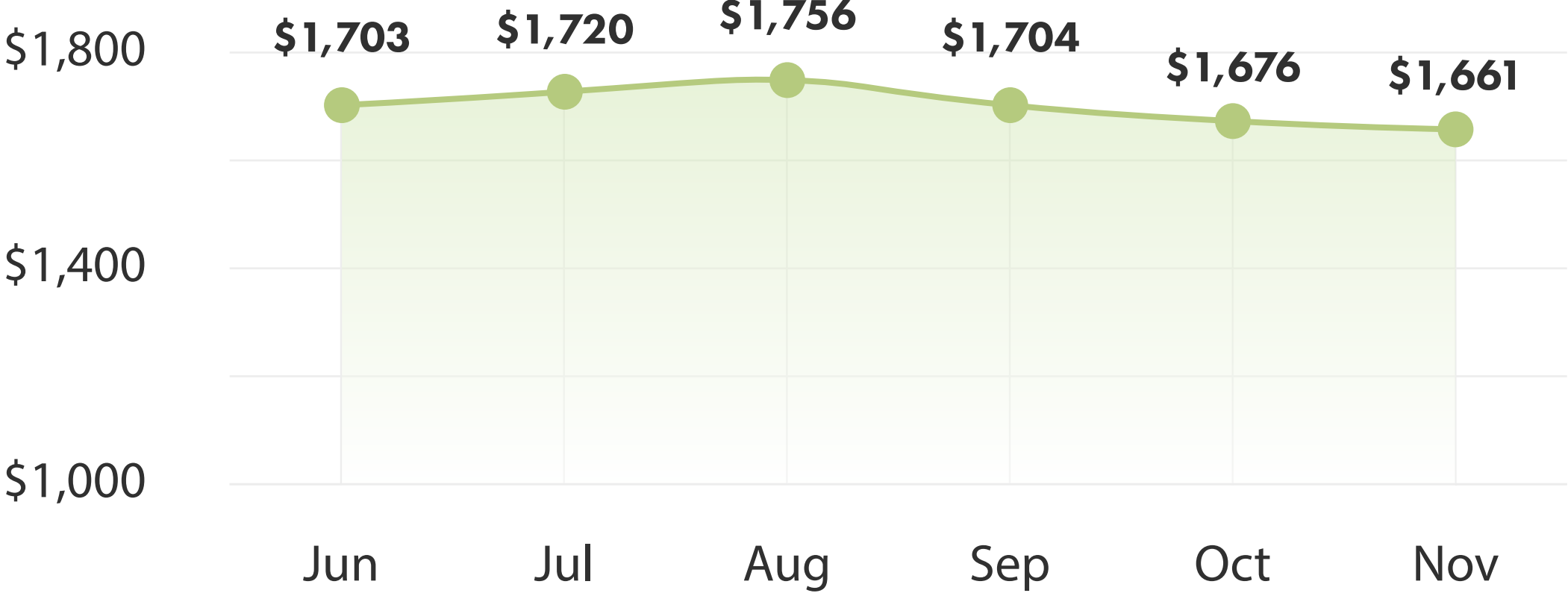
1br. unfurnished

\$1,661▼ -0.89%

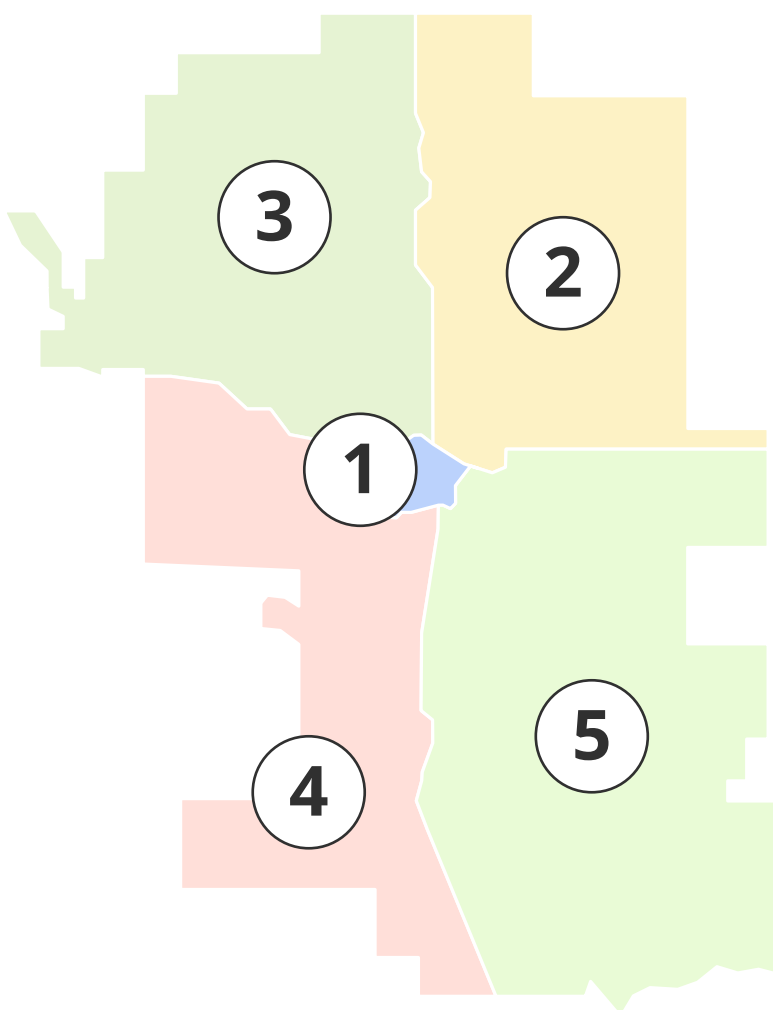


Rental trend

1br. unfurnished



Map of Calgary



Average rent by listing type

Furnished

Quadrant	1 br.	2 br.	3 br.
1 City Centre	\$2,140▼	\$2,650▼	\$2,958–
2 Northeast	\$1,481▼	\$1,995▲	\$2,494▼
3 Northwest	\$1,583▼	\$1,833▼	\$2,631▼
4 Southwest	\$1,870▲	\$2,326▲	\$3,266▼
5 Southeast	\$1,874▼	\$2,432▲	\$2,675▼

Unfurnished

Quadrant	1 br.	2 br.	3 br.
1 City Centre	\$1,717▼	\$2,290▼	\$2,921▼
2 Northeast	\$1,639▲	\$1,855▼	\$2,256▲
3 Northwest	\$1,577▼	\$1,912▼	\$2,453▼
4 Southwest	\$1,704▲	\$2,078▼	\$2,665▼
5 Southeast	\$1,669▲	\$1,952▼	\$2,353▼

Edmonton

Average rent

1br. furnished

\$1,597▲ 4.25%



Average rent

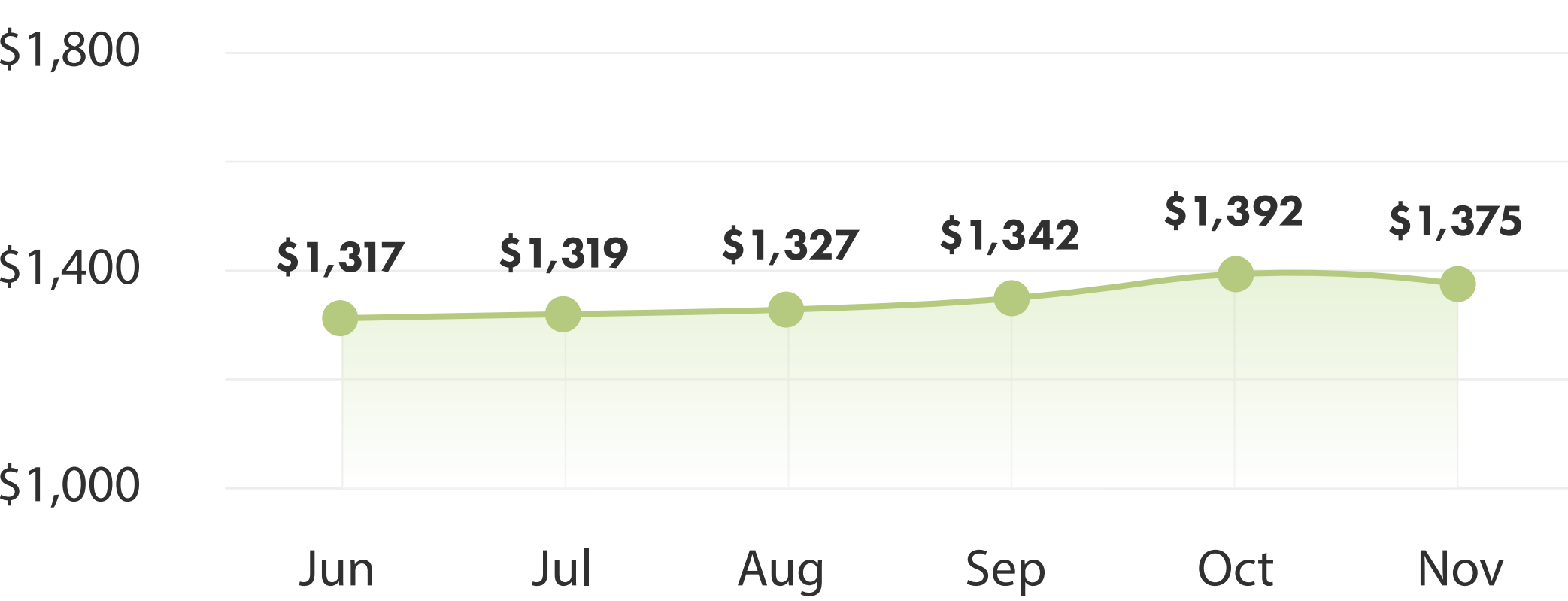
1br. unfurnished

\$1,375▼ -1.18%

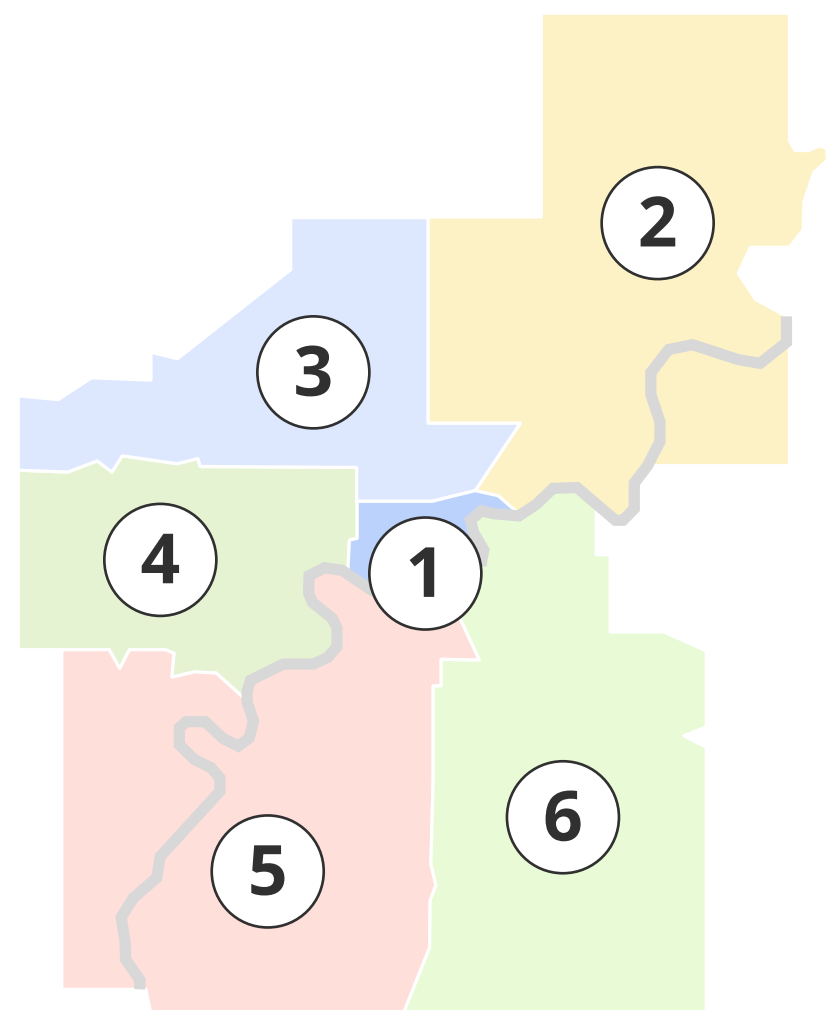


Rental trend

1br. unfurnished



Map of Edmonton



Average rent by listing type

Furnished

Sector	1 br.	2 br.	3 br.
1 Downtown	\$1,862–	\$2,484–	\$2,649–
2 Northeast	No data–	\$1,691–	No data–
3 Northwest	\$1,550–	No data–	No data–
4 West	\$1,560▼	No data–	\$2,425▼
5 Southwest	\$1,487▼	\$1,863▼	\$2,301▼
6 Southeast	\$1,527▲	\$1,928▲	\$2,300▼

Unfurnished

Sector	1 br.	2 br.	3 br.
1 Downtown	\$1,428▲	\$1,813▼	\$2,176▲
2 Northeast	\$1,374▲	\$1,610▲	\$2,022▲
3 Northwest	\$1,280▼	\$1,555▼	\$2,015▼
4 West	\$1,313▼	\$1,670▲	\$2,122▲
5 Southwest	\$1,439▼	\$1,698▼	\$2,086▼
6 Southeast	\$1,416▼	\$1,684▲	\$2,064▼

Follow us for more monthly stats

liv.rent liv.rent liv_rent liv.rent liv.rent

Source: November 2024 Statistics — liv.rent and various online sources

© Liv Strategies Inc. 2024