

Calgary & Edmonton Rent Report

October 2024

Could your listing be attracting more renters? Get a **free** Listing Assessment from one of our rental experts today – including a complimentary rent estimate.

Get free assessment

Calgary

Average rent

1br. furnished

\$1,789

▼ -1.57%

Average rent

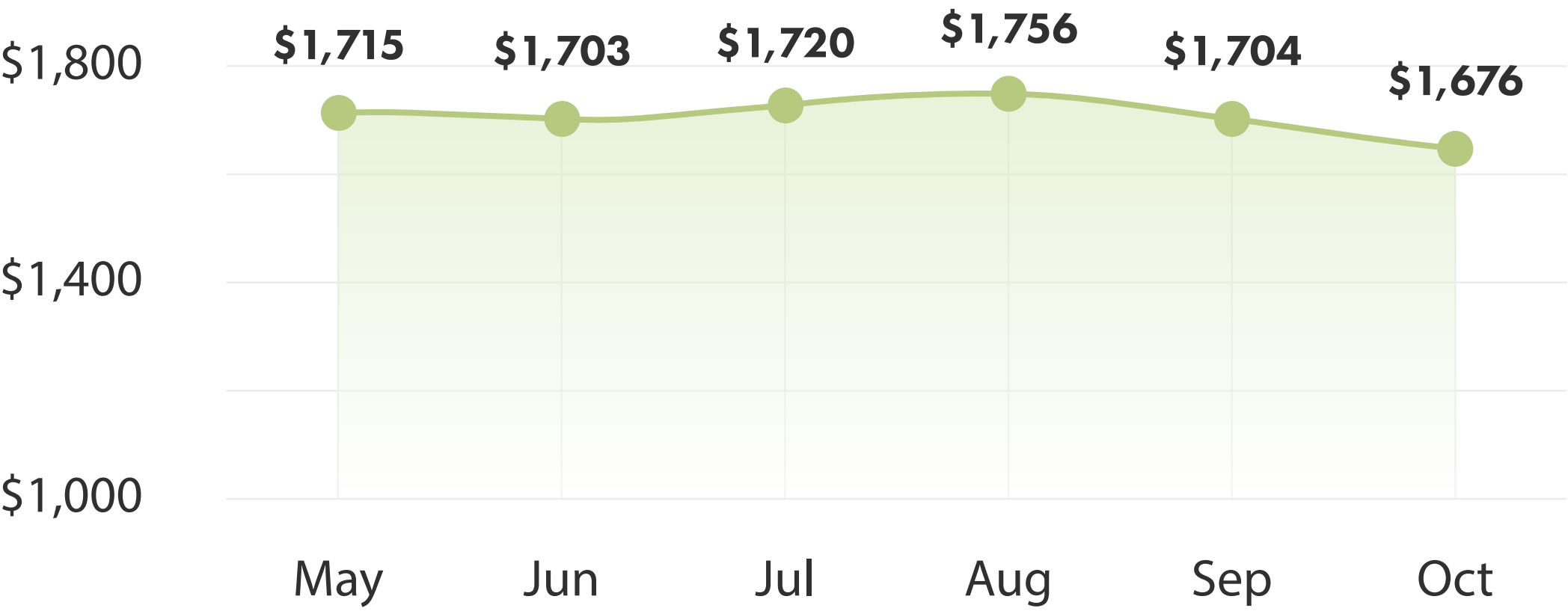
1br. unfurnished

\$1,676

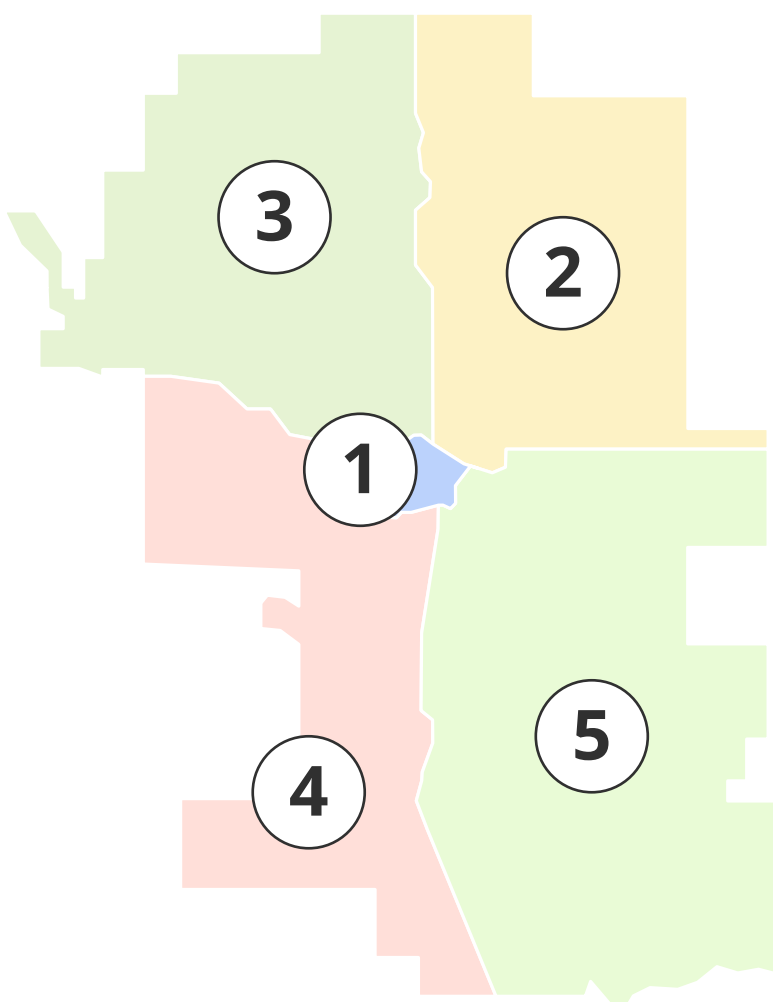
▼ -1.63%

Rental trend

1br. unfurnished



Map of Calgary



Average rent by listing type

Furnished

Quadrant	1 br.	2 br.	3 br.
1 City Centre	\$2,151 ▼	\$2,822 ▲	No data –
2 Northeast	\$1,618 ▲	\$1,742 ▼	\$2,656 ▲
3 Northwest	\$1,611 ▲	\$1,872 ▼	\$2,706 ▲
4 Southwest	\$1,651 ▼	\$2,318 ▼	\$3,445 ▲
5 Southeast	\$1,913 ▼	\$2,366 ▼	\$3,049 –

Unfurnished

Quadrant	1 br.	2 br.	3 br.
1 City Centre	\$1,742 ▼	\$2,369 ▲	\$3,322 ▲
2 Northeast	\$1,631 ▼	\$1,971 ▼	\$2,224 ▼
3 Northwest	\$1,661 ▼	\$1,985 ▼	\$2,587 ▼
4 Southwest	\$1,689 ▼	\$2,138 ▼	\$2,834 ▲
5 Southeast	\$1,659 ▼	\$2,100 ▼	\$2,542 ▼

Edmonton

Average rent

1br. furnished

\$1,532

▼ -4.08%

Average rent

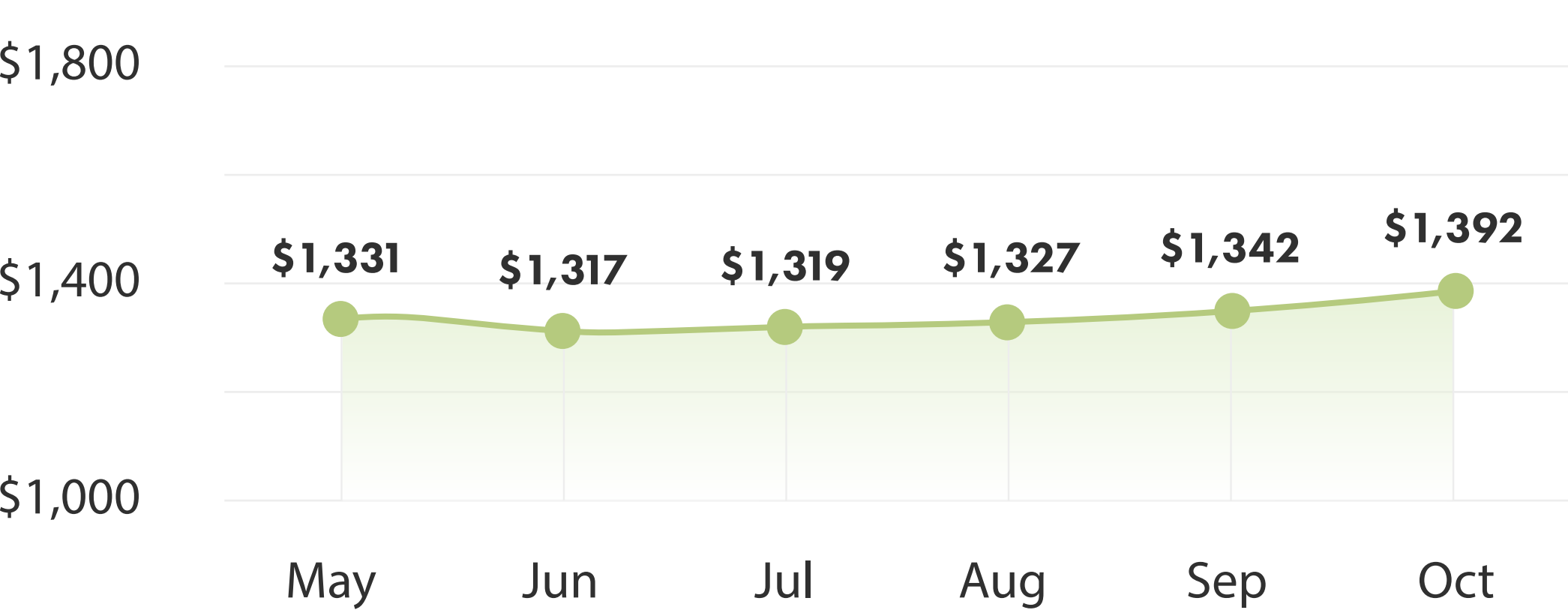
1br. unfurnished

\$1,392

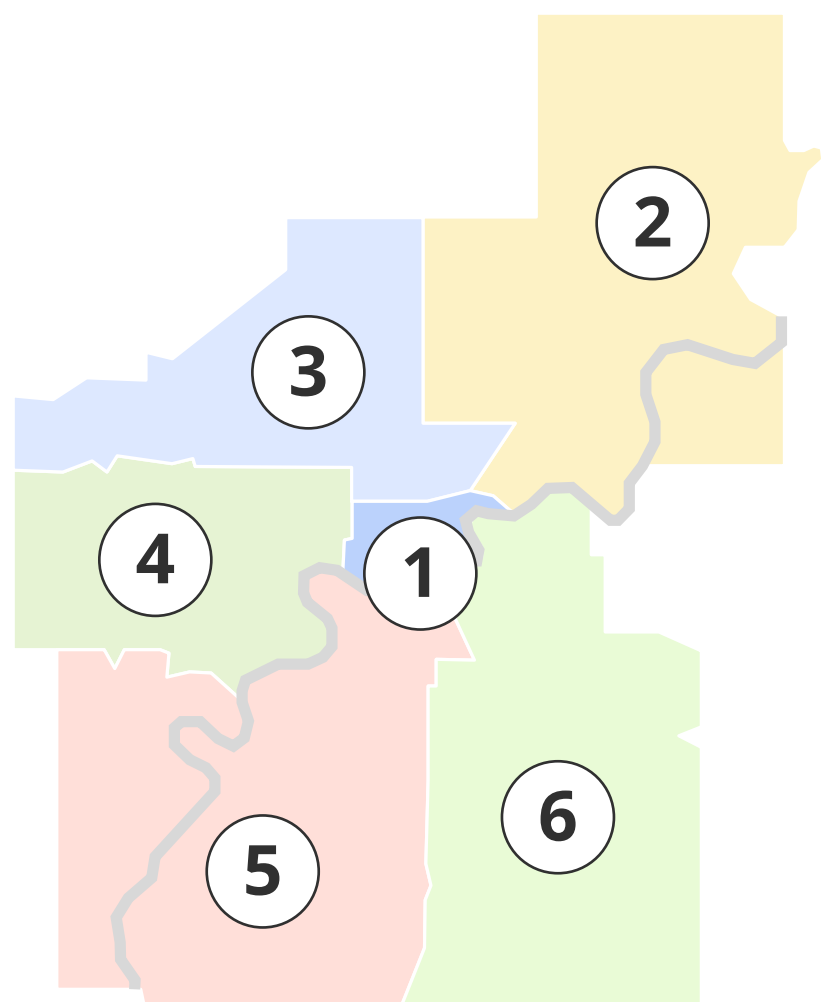
▲ 3.71%

Rental trend

1br. unfurnished



Map of Edmonton



Average rent by listing type

Furnished

Sector	1 br.	2 br.	3 br.
1 Downtown	No data –	No data –	No data –
2 Northeast	No data –	No data –	No data –
3 Northwest	No data –	No data –	No data –
4 West	\$1,577 ▼	\$1,617 –	\$2,683 –
5 Southwest	\$1,579 ▼	\$2,025 ▼	\$2,481 ▲
6 Southeast	\$1,440 ▲	\$1,641 –	\$2,486 ▲

Unfurnished

Sector	1 br.	2 br.	3 br.
1 Downtown	\$1,396 ▲	\$1,860 ▲	\$2,158 ▼
2 Northeast	\$1,304 ▲	\$1,535 ▲	\$1,967 ▲
3 Northwest	\$1,314 ▲	\$1,555 ▲	\$2,072 ▲
4 West	\$1,383 ▲	\$1,623 ▲	\$2,074 ▲
5 Southwest	\$1,495 ▲	\$1,807 ▲	\$2,200 ▲
6 Southeast	\$1,458 ▲	\$1,682 ▲	\$2,120 ▲

Follow us for more monthly stats

Source: October 2024 Statistics — liv.rent and various online sources