

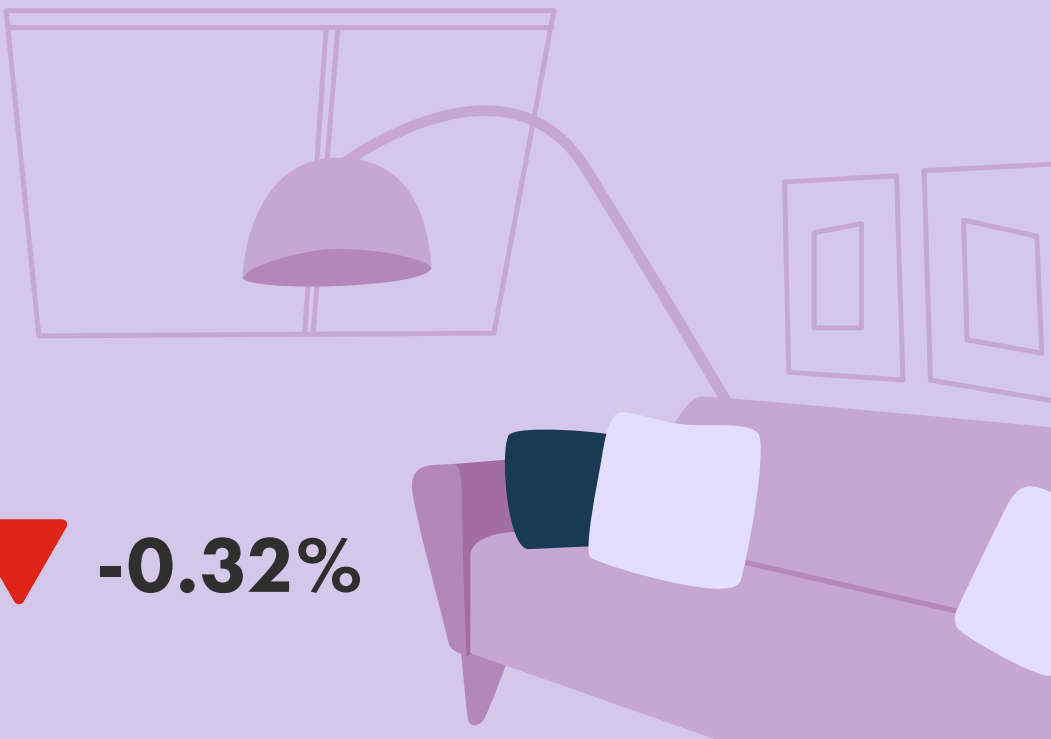
Montreal Rent Report

September 2024

Average rent

1br. furnished


\$1,697 ▼ -0.32%



Average rent

1br. unfurnished

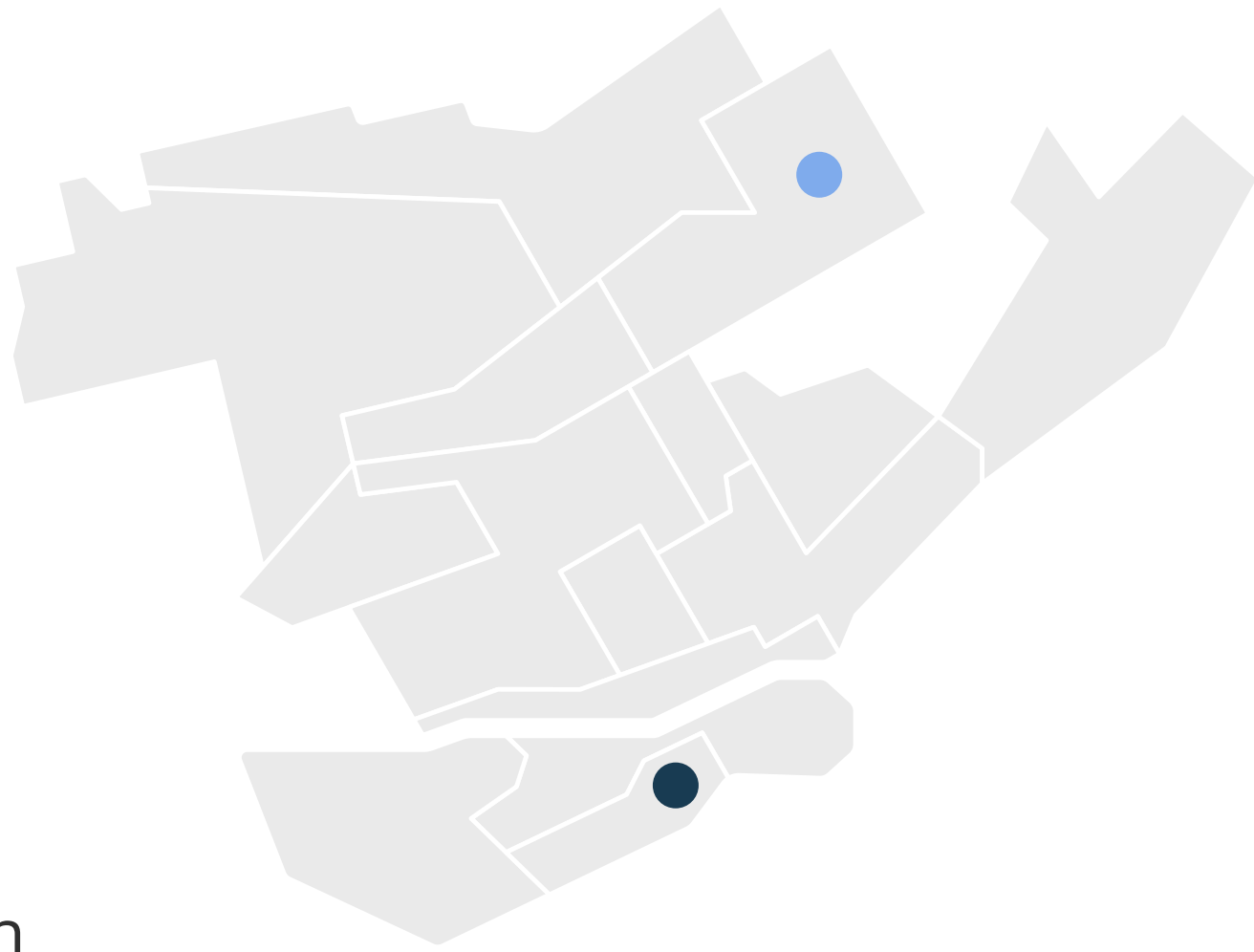
\$1,712 ▲ 0.97%



Highest rent

1br. unfurnished

● \$ 1,964  
Verdun



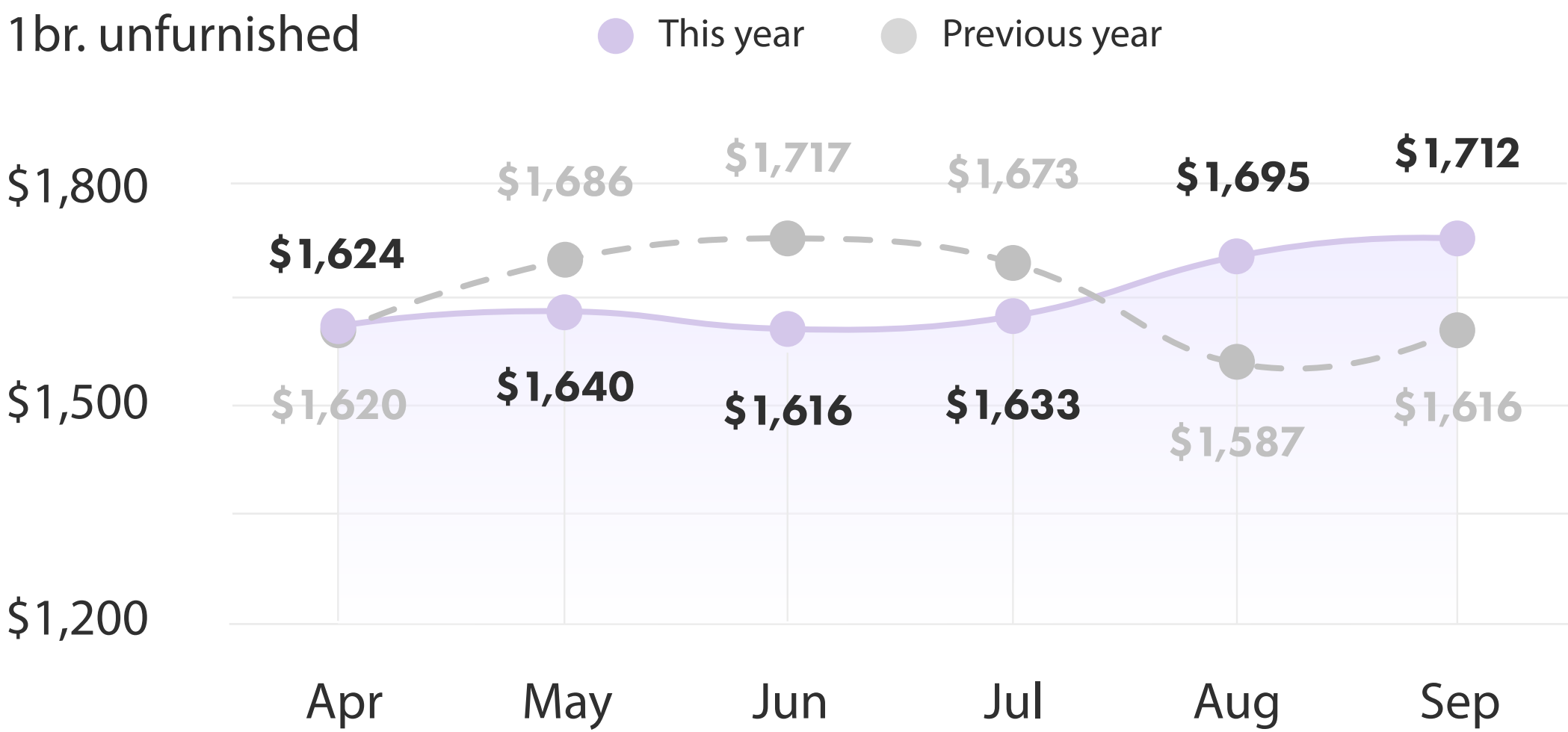
Lowest rent

1br. unfurnished

● \$ 1,423  
Villeray-Parc-Extension

Rental trend

1br. unfurnished



Get free assessment

Could your listing be attracting more renters? Get a **free** Listing Assessment from one of our rental experts today – including a complimentary rent estimate.

Average rent by listing type

Furnished			Municipality/City	Unfurnished		
1 br.	2 br.	3 br.		1 br.	2 br.	3 br.
\$1,610 ▲	\$1,939 ▼	\$2,078 –	Ahuntsic-Cartierville	\$1,564 ▼	\$1,866 ▲	\$2,287 ▲
\$2,105 ▲	\$2,834 ▼	\$3,315 ▼	Downtown	\$1,917 ▼	\$2,761 ▲	\$3,120 ▲
\$1,557 ▼	\$2,035 ▼	\$2,217 ▼	Hochelaga-Maisonneuve	\$1,634 ▲	\$2,049 ▲	\$2,056 ▼
\$1,570 ▲	\$1,921 ▼	\$3,052 ▲	Notre-Dame-de-Grâce/Côte-des-Neiges	\$1,564 ▲	\$1,976 ▼	\$2,518 ▼
No data –	No data –	No data –	Saint Henri	No data –	\$2,325 ▲	No data –
\$1,672 ▲	\$2,404 ▲	\$2,539 ▲	Saint-Laurent	\$1,555 ▼	\$2,153 ▲	\$2,532 ▲
\$1,782 ▼	\$2,480 ▼	\$3,009 ▲	The Plateau-Mont-Royal	\$1,838 ▲	\$2,297 ▲	\$2,883 ▲
\$1,673 ▲	\$2,321 ▲	No data –	Verdun	\$1,964 ▲	\$2,323 ▲	\$2,585 ▲
\$1,607 ▼	\$2,238 ▲	\$2,249 –	Villeray-Parc-Extension	\$1,423 ▼	\$1,914 ▲	\$2,092 ▼
No data –	No data –	No data –	Westmount	\$1,944 ▼	\$2,563 ▲	\$3,383 ▲

Follow us for more monthly stats



liv.rent



liv.rent



liv\_rent



liv.rent



liv rent

Source: September 2024 Statistics — liv.rent and various online sources

© Liv Strategies Inc. 2024