

Calgary & Edmonton Rent Report

September 2024

Could your listing be attracting more renters? Get a **free** Listing Assessment from one of our rental experts today – including a complimentary rent estimate.

Get free assessment

Calgary

Average rent

1br. furnished

\$1,817 ▼ -4.91%



Average rent

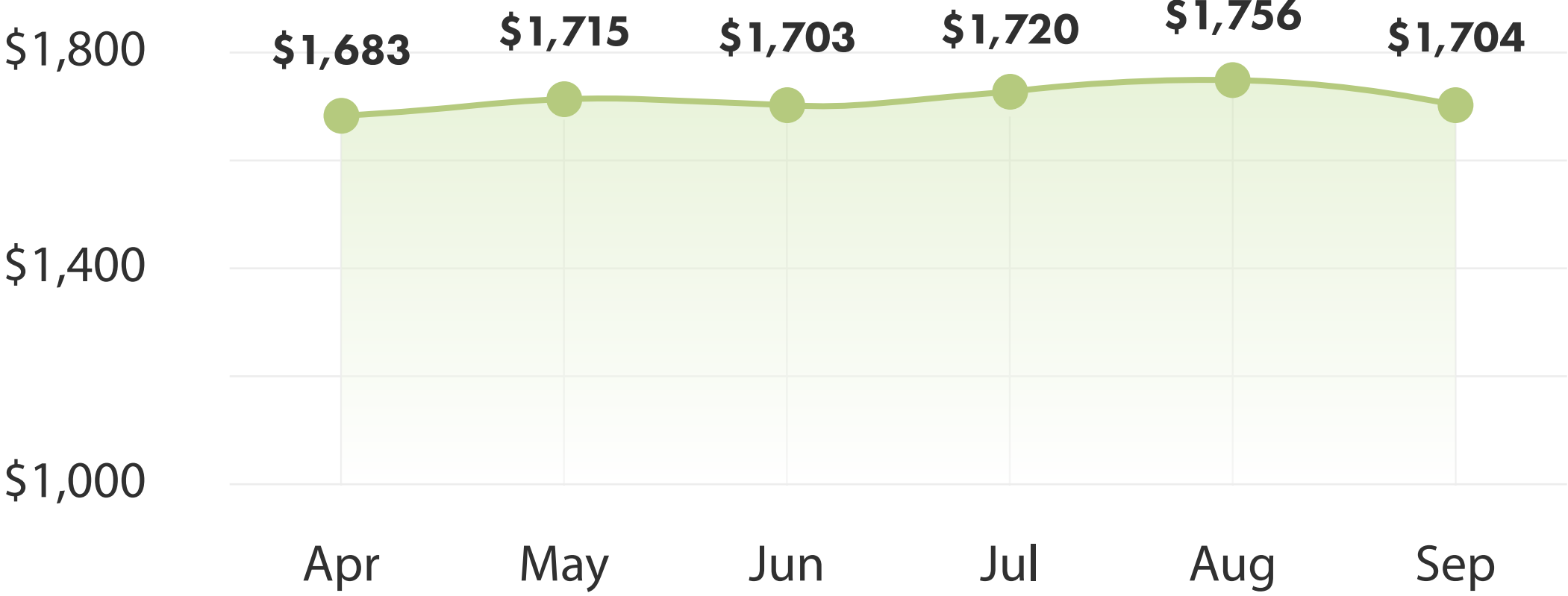
1br. unfurnished

\$1,704 ▼ -2.97%

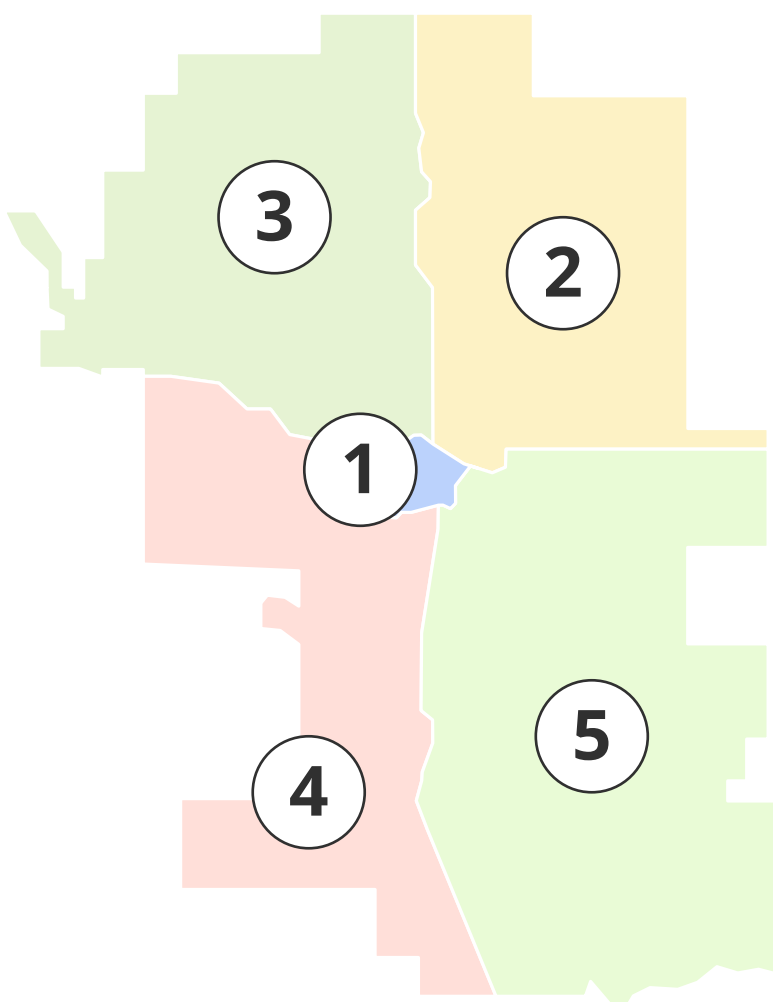


Rental trend

1br. unfurnished



Map of Calgary



Average rent by listing type

Furnished

Quadrant	1 br.	2 br.	3 br.
1 City Centre	\$2,304 ▲	\$2,724 ▼	\$3,129 ▲
2 Northeast	\$1,601 ▼	\$2,006 ▲	\$2,618 ▼
3 Northwest	\$1,516 ▼	\$1,944 ▼	\$2,657 ▼
4 Southwest	\$1,673 ▼	\$2,332 ▼	\$3,256 ▼
5 Southeast	\$1,993 ▼	\$2,442 ▼	No data –

Unfurnished

Quadrant	1 br.	2 br.	3 br.
1 City Centre	\$1,778 ▼	\$2,334 ▲	\$3,144 ▲
2 Northeast	\$1,699 ▲	\$2,032 ▼	\$2,396 ▼
3 Northwest	\$1,686 ▼	\$2,001 ▼	\$2,600 ▼
4 Southwest	\$1,694 ▼	\$2,145 ▼	\$2,805 ▲
5 Southeast	\$1,664 ▼	\$2,137 ▼	\$2,648 ▲

Edmonton

Average rent

1br. furnished

\$1,597 ▼ -1.46%



Average rent

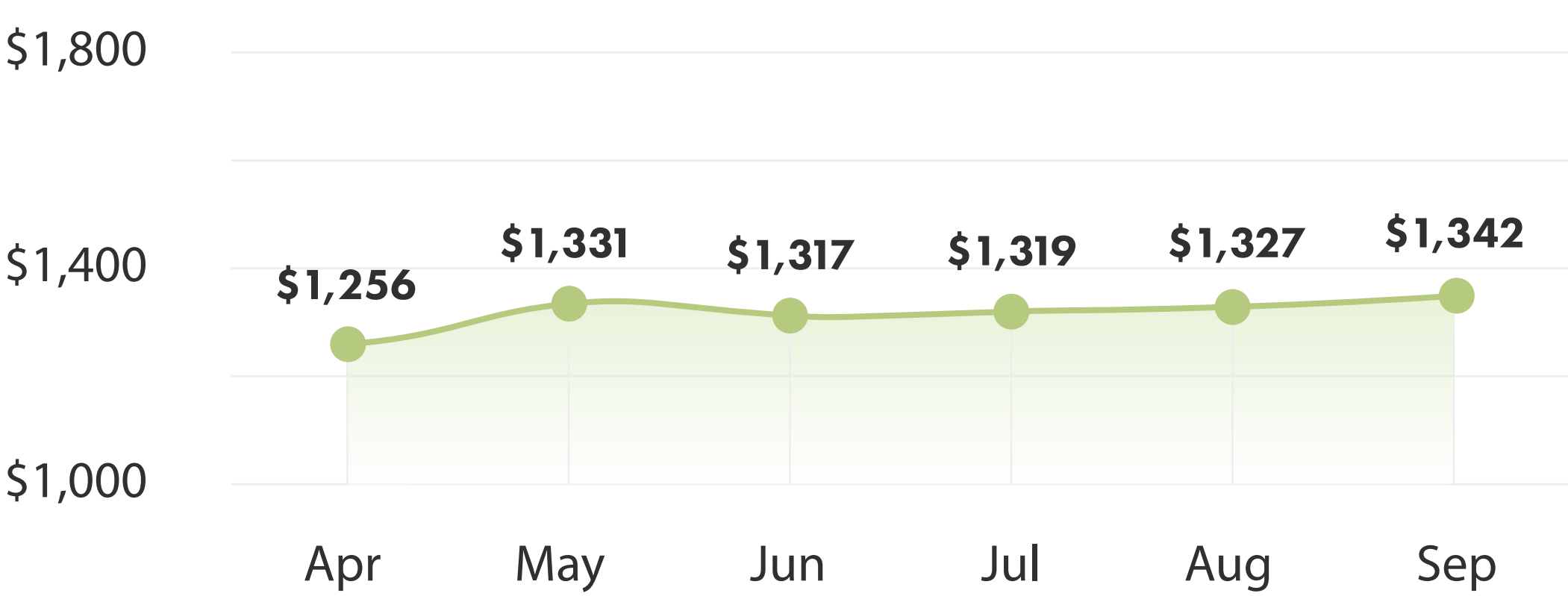
1br. unfurnished

\$1,342 ▲ 1.10%

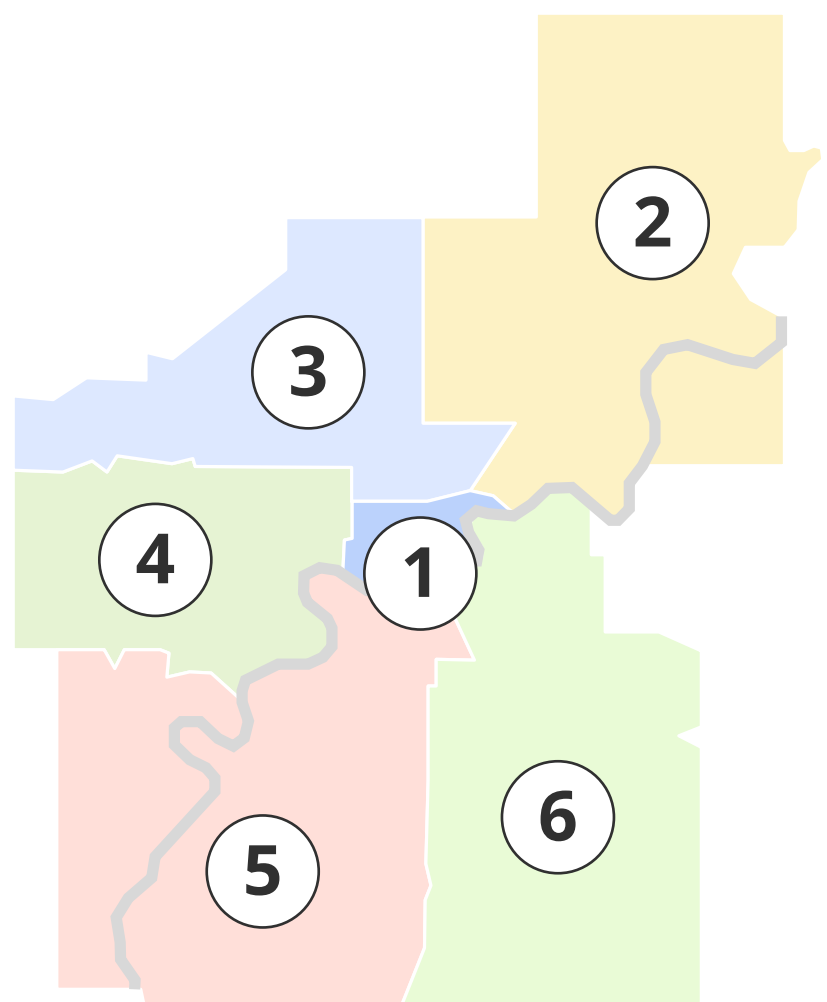


Rental trend

1br. unfurnished



Map of Edmonton



Average rent by listing type

Furnished

Sector	1 br.	2 br.	3 br.
1 Downtown	\$1,736 ▼	\$2,560 ▼	No data –
2 Northeast	No data –	\$1,558 ▼	No data –
3 Northwest	No data –	\$1,902 ▼	No data –
4 West	\$1,603 ▼	No data –	No data –
5 Southwest	\$1,709 ▲	\$2,045 ▼	\$2,473 ▼
6 Southeast	\$1,341 ▲	No data –	\$2,294 ▼

Unfurnished

Sector	1 br.	2 br.	3 br.
1 Downtown	\$1,359 ▲	\$1,839 ▲	\$2,360 ▲
2 Northeast	\$1,241 ▼	\$1,505 ▼	\$1,829 ▲
3 Northwest	\$1,259 ▲	\$1,480 ▼	\$1,727 ▼
4 West	\$1,299 ▲	\$1,582 ▲	\$1,994 ▲
5 Southwest	\$1,457 ▲	\$1,750 ▲	\$2,119 ▲
6 Southeast	\$1,436 ▲	\$1,646 ▼	\$1,978 ▼

Follow us for more monthly stats

 liv.rent  liv.rent  liv\_rent  liv.rent  liv.rent

Source: September 2024 Statistics — liv.rent and various online sources

© Liv Strategies Inc. 2024