

Calgary & Edmonton Rent Report

August 2024

Could your listing be attracting more renters? Get a **free** Listing Assessment from one of our rental experts today – including a complimentary rent estimate.

Get free assessment

Calgary

Average rent

1br. furnished

\$1,911▲ 3.93%



Average rent

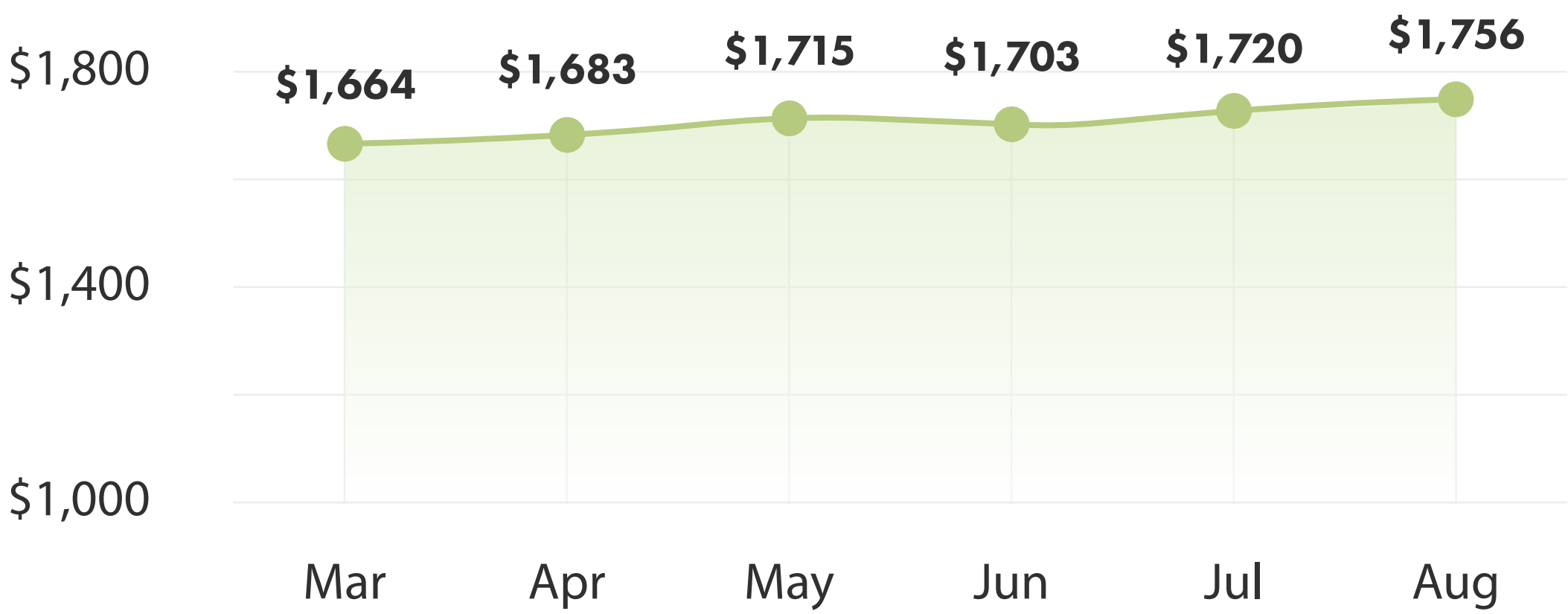
1br. unfurnished

\$1,756▲ 2.12%

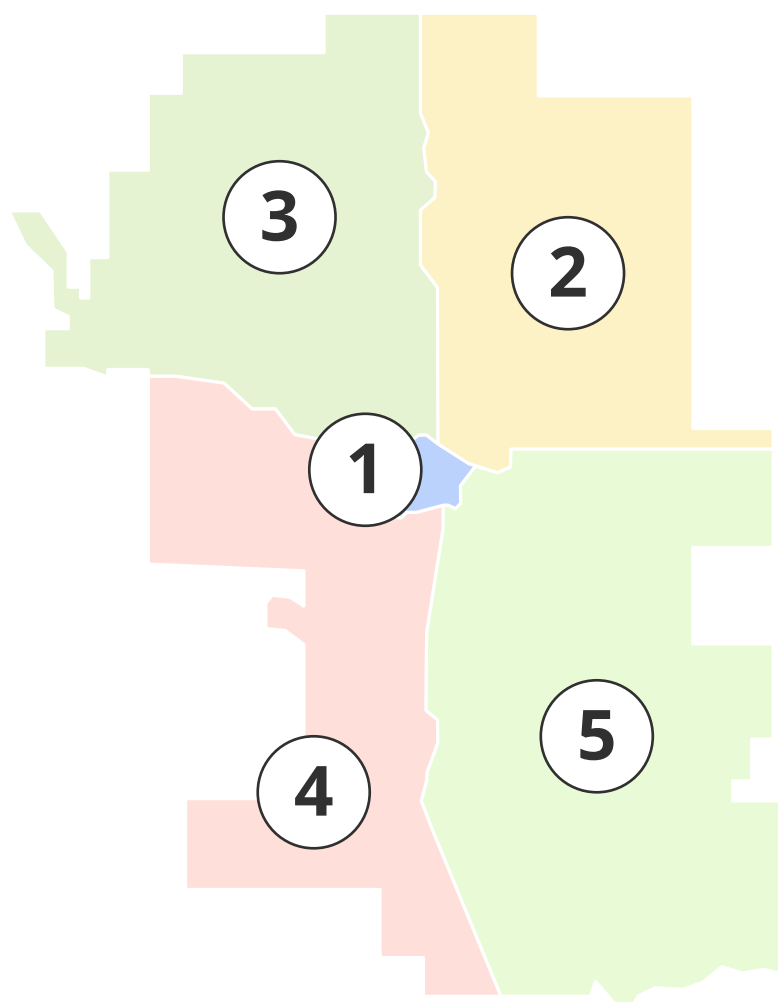


Rental trend

1br. unfurnished



Map of Calgary



Average rent by listing type

Furnished

Quadrant	1 br.	2 br.	3 br.
1 City Centre	\$2,206▲	\$2,966▼	\$3,079–
2 Northeast	\$1,872▲	\$1,995▼	\$2,837▲
3 Northwest	\$1,627▲	\$2,103▲	\$2,828▲
4 Southwest	\$1,857▲	\$2,497▼	\$3,643▲
5 Southeast	\$1,994▲	\$2,567▲	\$3,336–

Unfurnished

Quadrant	1 br.	2 br.	3 br.
1 City Centre	\$1,794▲	\$2,298▼	\$3,085▲
2 Northeast	\$1,685▲	\$2,068▲	\$2,414▼
3 Northwest	\$1,736▲	\$2,154▲	\$2,640▼
4 Southwest	\$1,762–	\$2,204▼	\$2,789▼
5 Southeast	\$1,804▲	\$2,190▲	\$2,607▼

Edmonton

Average rent

1br. furnished

\$1,621▲ 2.77%



Average rent

1br. unfurnished

\$1,327▲ 0.64%

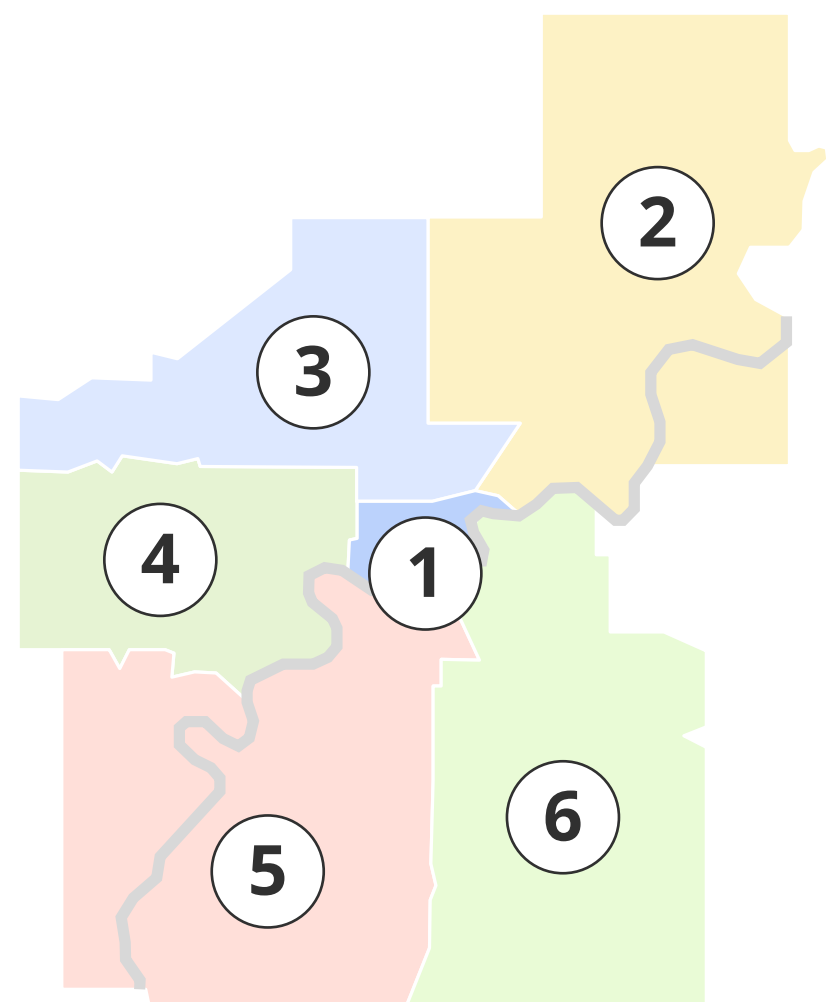


Rental trend

1br. unfurnished



Map of Edmonton



Average rent by listing type

Furnished

Sector	1 br.	2 br.	3 br.
1 Downtown	\$1,816▼	\$2,605▲	\$2,749▲
2 Northeast	\$1,640–	\$1,579▼	No data–
3 Northwest	No data–	\$1,994▼	No data–
4 West	\$1,734–	\$1,820▼	\$2,490▼
5 Southwest	\$1,635▲	\$2,063▼	\$2,499▼
6 Southeast	\$1,280▼	\$1,646▼	\$2,317–

Unfurnished

Sector	1 br.	2 br.	3 br.
1 Downtown	\$1,340▲	\$1,701▼	\$2,210▼
2 Northeast	\$1,296▲	\$1,538▼	\$1,794▼
3 Northwest	\$1,253▼	\$1,567▼	\$1,978▼
4 West	\$1,231▼	\$1,467▼	\$1,905▼
5 Southwest	\$1,419▲	\$1,647▼	\$2,005▼
6 Southeast	\$1,424▲	\$1,708▲	\$2,046▲

Follow us for more monthly stats

liv.rent liv.rent liv_rent liv.rent liv.rent

Source: August 2024 Statistics — liv.rent and various online sources

© Liv Strategies Inc. 2024