

Calgary & Edmonton Rent Report

July 2024

Could your listing be attracting more renters? Get a **free** Listing Assessment from one of our rental experts today – including a complimentary rent estimate.

Get free assessment

Calgary

Average rent

1br. furnished

\$1,839 ▼ -0.46%

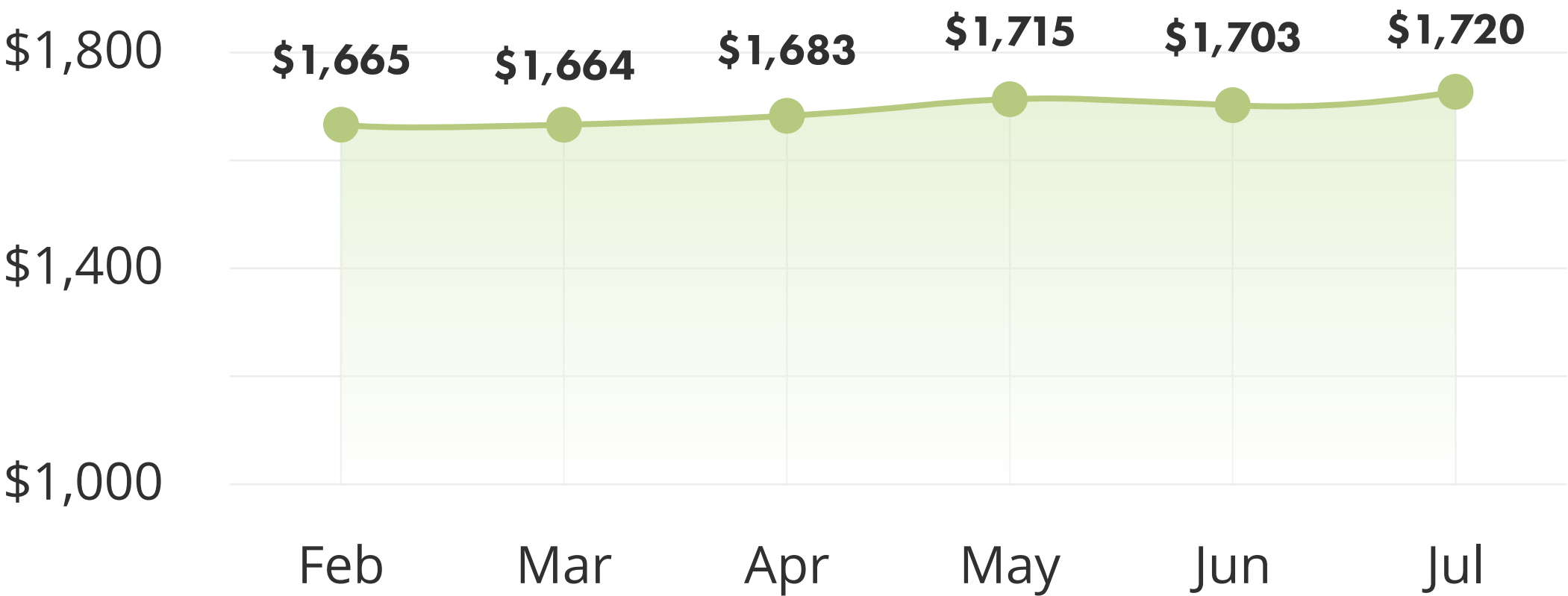
Average rent

1br. unfurnished

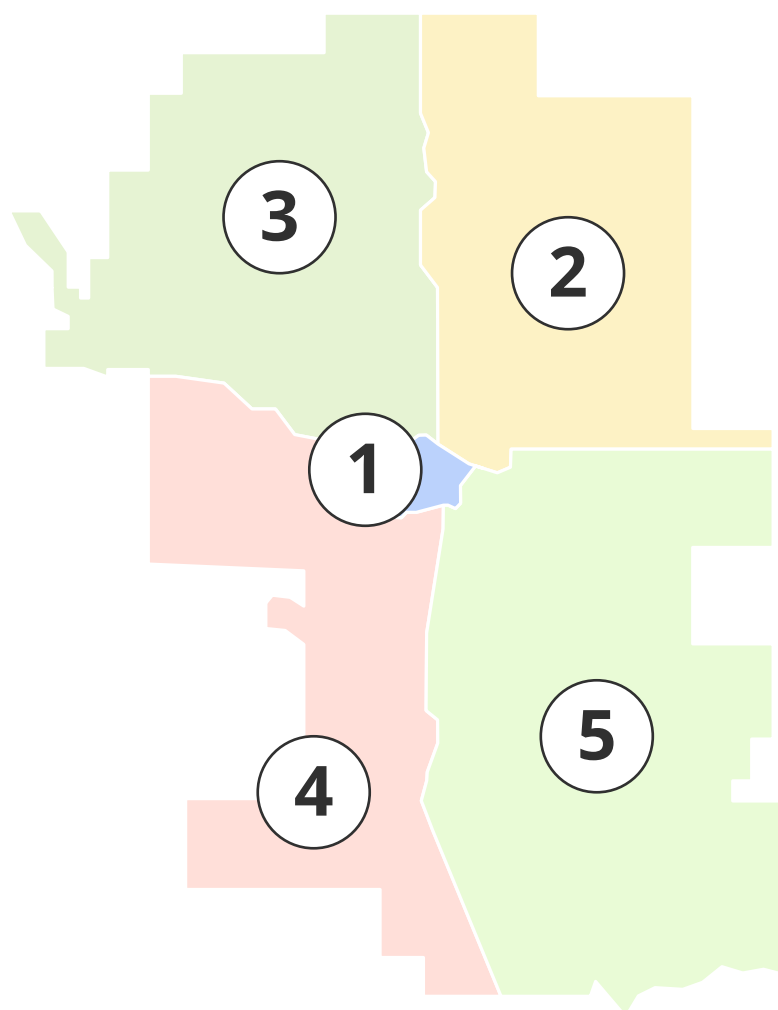
\$1,720 ▲ 0.99%

Rental trend

1br. unfurnished



Map of Calgary



Average rent by listing type

Furnished

Quadrant	1 br.	2 br.	3 br.
1 City Centre	\$2,160 ▲	\$3,020 ▲	No data–
2 Northeast	\$1,776 –	\$2,035 ▲	\$2,659 ▼
3 Northwest	\$1,544 ▼	\$2,102 ▲	\$2,614 ▼
4 Southwest	\$1,791 ▲	\$2,528 ▼	\$3,625 –
5 Southeast	\$1,923 ▲	\$2,442 ▲	No data–

Unfurnished

Quadrant	1 br.	2 br.	3 br.
1 City Centre	\$1,779 ▼	\$2,415 ▲	\$2,896 ▼
2 Northeast	\$1,672 ▲	\$2,013 ▲	\$2,430 ▼
3 Northwest	\$1,723 ▲	\$2,058 ▲	\$2,737 ▲
4 Southwest	\$1,762 ▼	\$2,207 ▲	\$2,855 ▼
5 Southeast	\$1,663 ▲	\$2,082 ▼	\$2,665 ▲

Edmonton

Average rent

1br. furnished

\$1,577 ▲ 5.41%

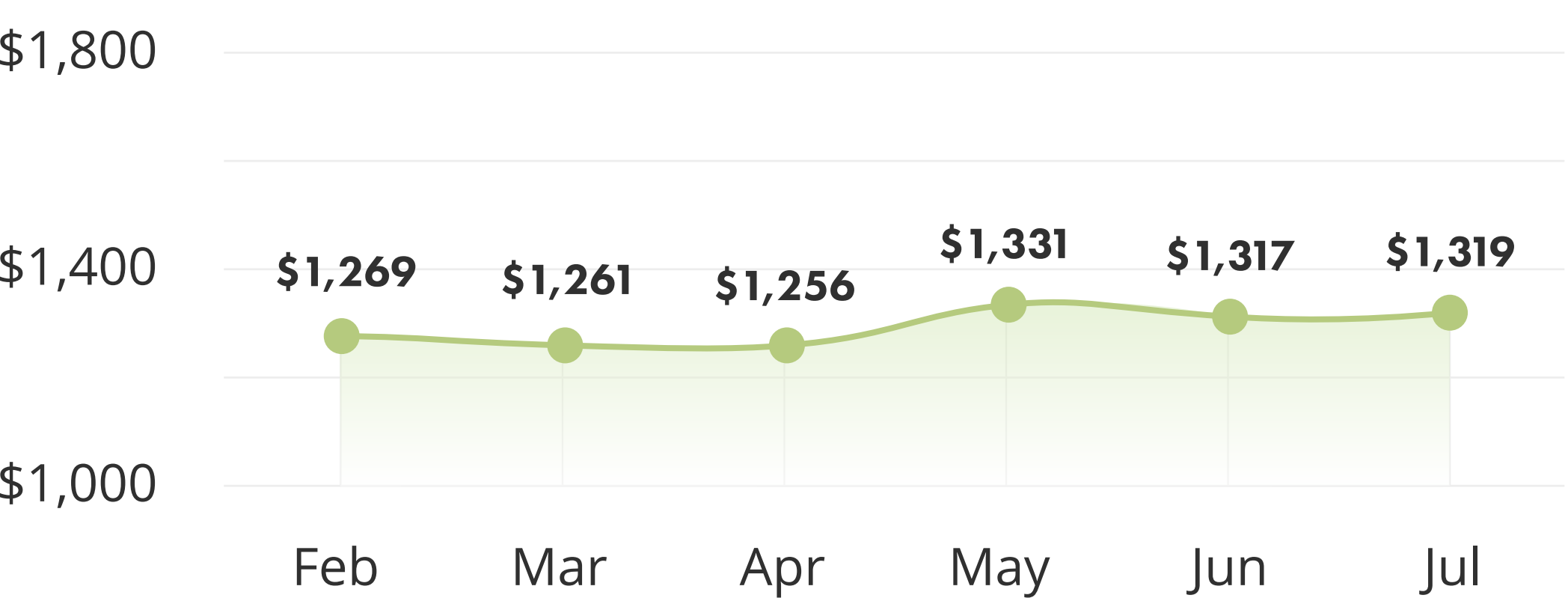
Average rent

1br. unfurnished

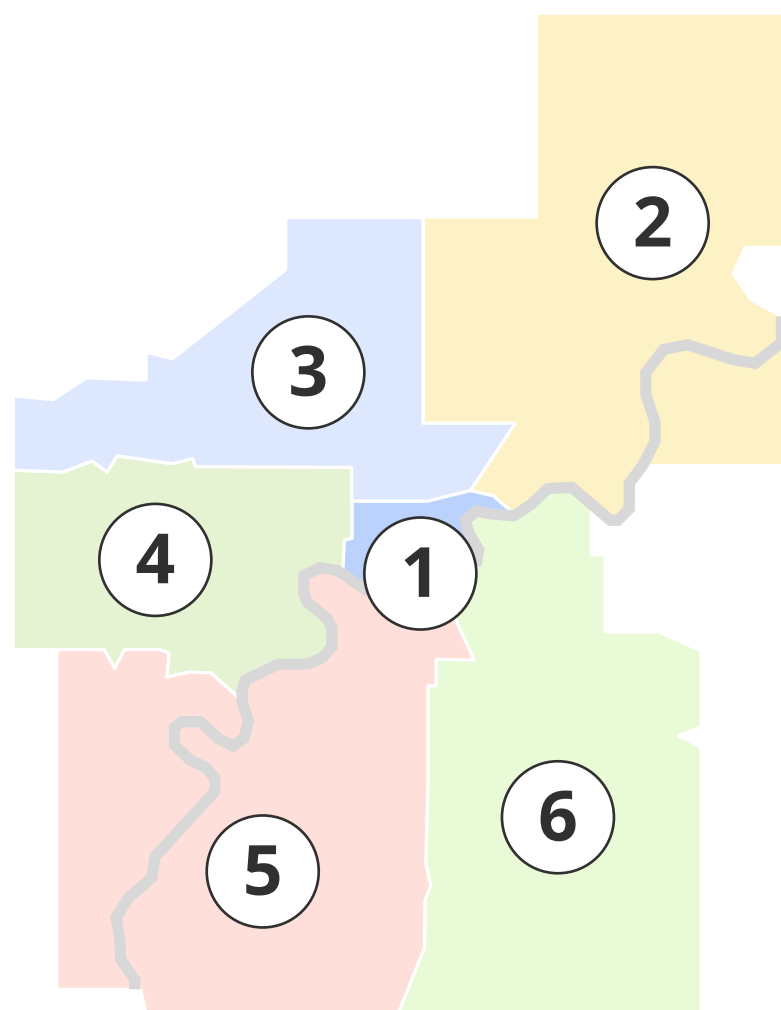
\$1,319 ▲ 0.13%

Rental trend

1br. unfurnished



Map of Edmonton



Average rent by listing type

Furnished

Sector	1 br.	2 br.	3 br.
1 Downtown	\$1,841 ▲	\$2,465 ▼	\$2,570 ▼
2 Northeast	No data–	\$1,703 –	No data–
3 Northwest	No data–	\$2,015 –	No data–
4 West	No data–	\$1,884 ▼	\$2,550 ▼
5 Southwest	\$1,534 ▲	\$2,214 ▲	\$2,506 ▼
6 Southeast	\$1,356 ▼	\$1,916 –	No data–

Unfurnished

Sector	1 br.	2 br.	3 br.
1 Downtown	\$1,314 ▼	\$1,772 ▲	\$2,495 ▲
2 Northeast	\$1,253 ▼	\$1,554 ▲	\$1,940 ▲
3 Northwest	\$1,306 ▼	\$1,577 ▼	\$1,997 ▲
4 West	\$1,251 ▼	\$1,494 ▲	\$1,942 ▲
5 Southwest	\$1,398 ▲	\$1,658 ▲	\$2,125 ▲
6 Southeast	\$1,392 ▲	\$1,654 ▲	\$1,865 ▼

Follow us for more monthly stats

 liv.rent  liv.rent  liv_rent  liv.rent  liv.rent

Source: July 2024 Statistics — liv.rent and various online sources

© Liv Strategies Inc. 2024