

Calgary & Edmonton Rent Report

June 2024

Could your listing be attracting more renters? Get a **free** Listing Assessment from one of our rental experts today – including a complimentary rent estimate.

Get free assessment

Calgary

Average rent

1br. furnished

\$1,847 ▼ -2.08%



Average rent

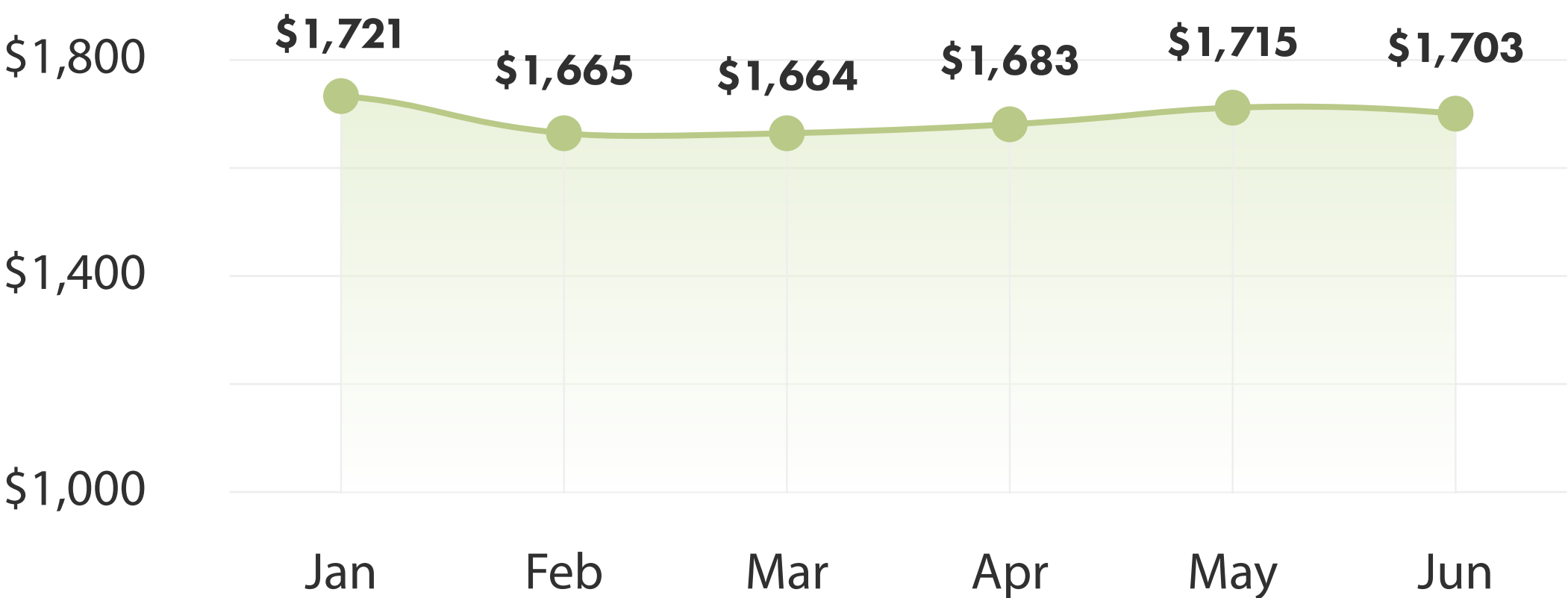
1br. unfurnished

\$1,703 ▼ -0.72%

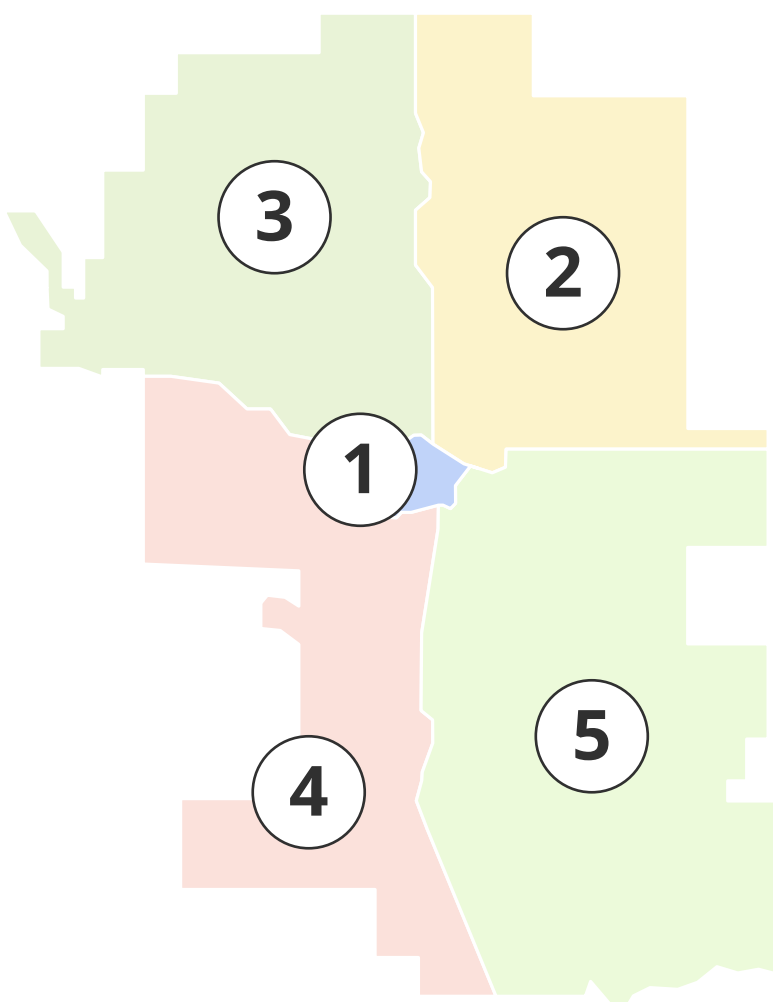


Rental trend

1br. unfurnished



Map of Calgary



Average rent by listing type

Furnished

Quadrant	1 br.	2 br.	3 br.
1 City Centre	\$2,086 ▼	\$2,676 ▼	No data –
2 Northeast	No data –	\$1,995 ▲	\$2,909 ▲
3 Northwest	\$1,673 ▼	\$2,065 ▼	\$2,797 ▼
4 Southwest	\$1,755 ▼	\$2,788 ▲	No data –
5 Southeast	\$1,875 ▼	\$2,392 ▼	No data –

Unfurnished

Quadrant	1 br.	2 br.	3 br.
1 City Centre	\$1,804 ▲	\$2,354 ▲	\$3,027 ▼
2 Northeast	\$1,619 ▲	\$1,934 ▲	\$2,440 ▲
3 Northwest	\$1,646 ▲	\$1,975 ▼	\$2,614 ▲
4 Southwest	\$1,800 ▼	\$2,149 ▲	\$2,934 ▲
5 Southeast	\$1,645 ▼	\$2,245 ▲	\$2,571 ▲

Edmonton

Average rent

1br. furnished

\$1,496 ▲ 4.12%



Average rent

1br. unfurnished

\$1,317 ▼ -1.01%

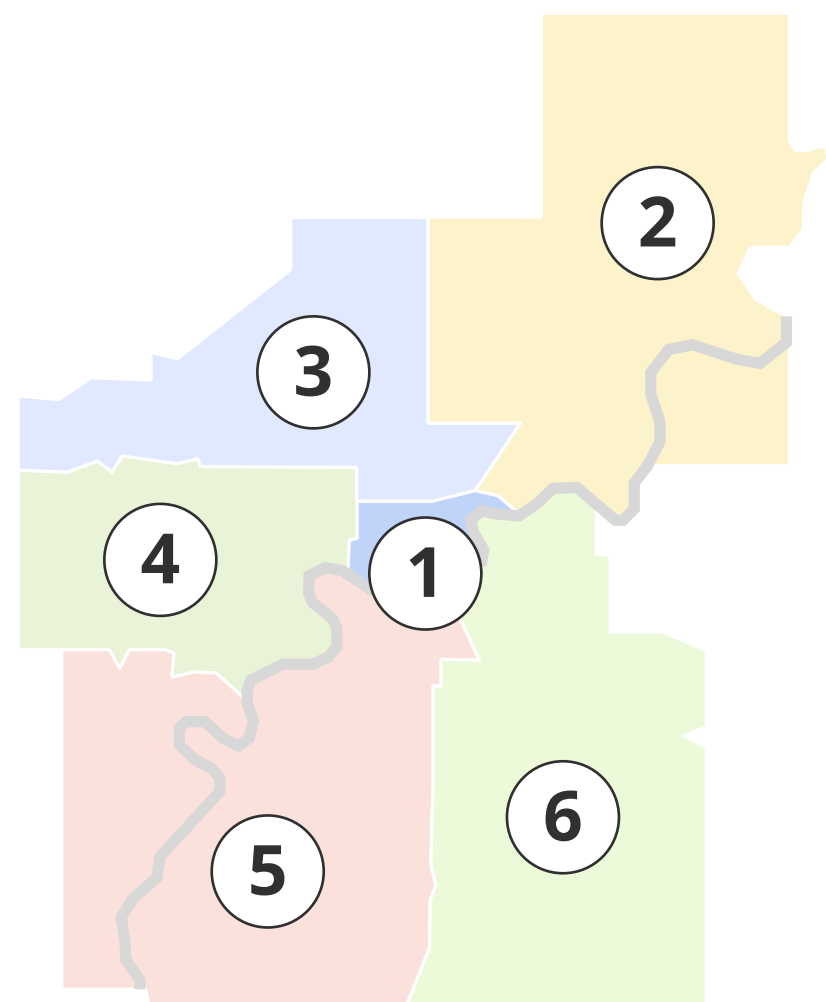


Rental trend

1br. unfurnished



Map of Edmonton



Average rent by listing type

Furnished

Sector	1 br.	2 br.	3 br.
1 Downtown	\$1,825 ▼	\$2,533 ▲	\$2,609 –
2 Northeast	\$1,290 ▲	No data –	No data –
3 Northwest	\$1,297 ▲	No data –	No data –
4 West	No data –	\$2,032 ▲	\$2,570 ▼
5 Southwest	\$1,460 ▼	\$2,151 ▲	\$2,686 ▲
6 Southeast	\$1,609 –	No data –	No data –

Unfurnished

Sector	1 br.	2 br.	3 br.
1 Downtown	\$1,331 ▲	\$1,712 ▼	\$2,368 ▲
2 Northeast	\$1,263 ▼	\$1,541 ▲	\$1,779 ▲
3 Northwest	\$1,324 ▲	\$1,578 ▲	\$1,919 ▲
4 West	\$1,255 ▼	\$1,482 ▼	\$1,935 ▲
5 Southwest	\$1,363 ▼	\$1,645 ▼	\$2,059 ▲
6 Southeast	\$1,367 ▼	\$1,609 ▼	\$2,047 ▼