



Calgary & Edmonton Rent Report

May 2024

Could your listing be attracting more renters? Get a **free** Listing Assessment from one of our rental experts today – including a complimentary rent estimate.

Get free assessment

Calgary

Average rent

1br. furnished

\$1,887 ▲ 2.14%



Average rent

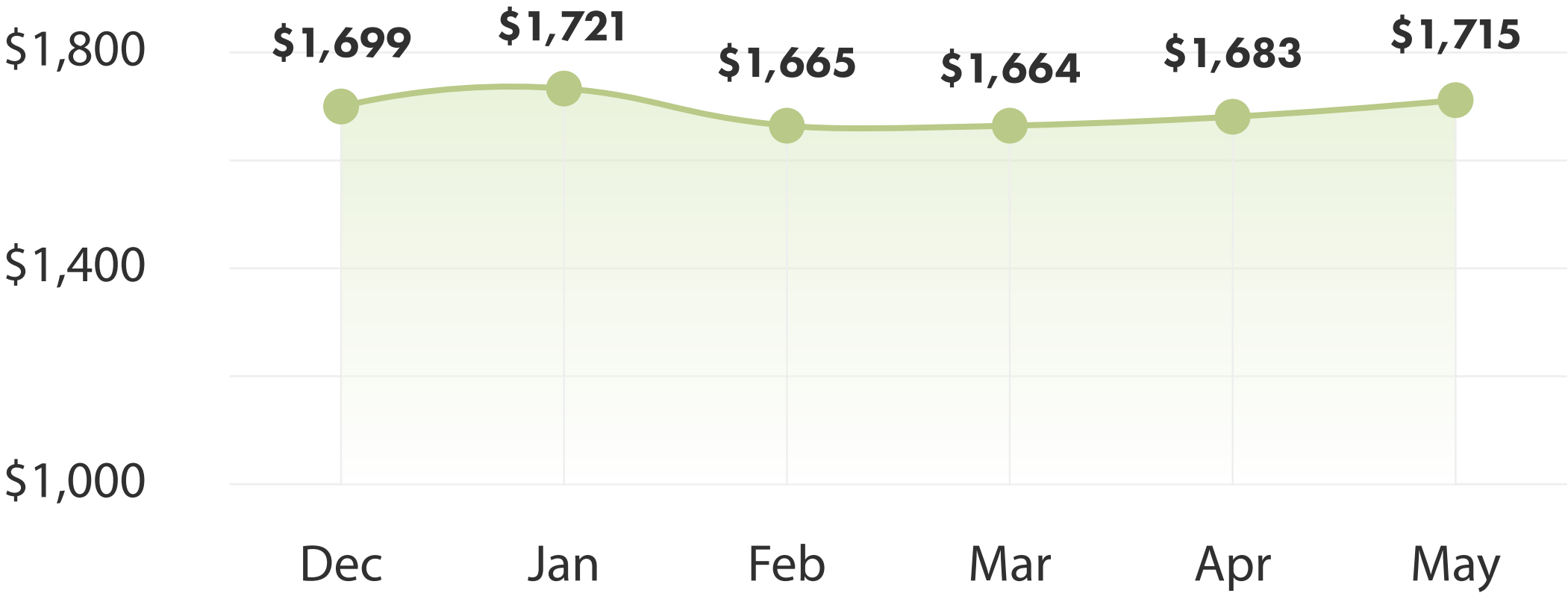
1br. unfurnished

\$1,715 ▲ 1.93%

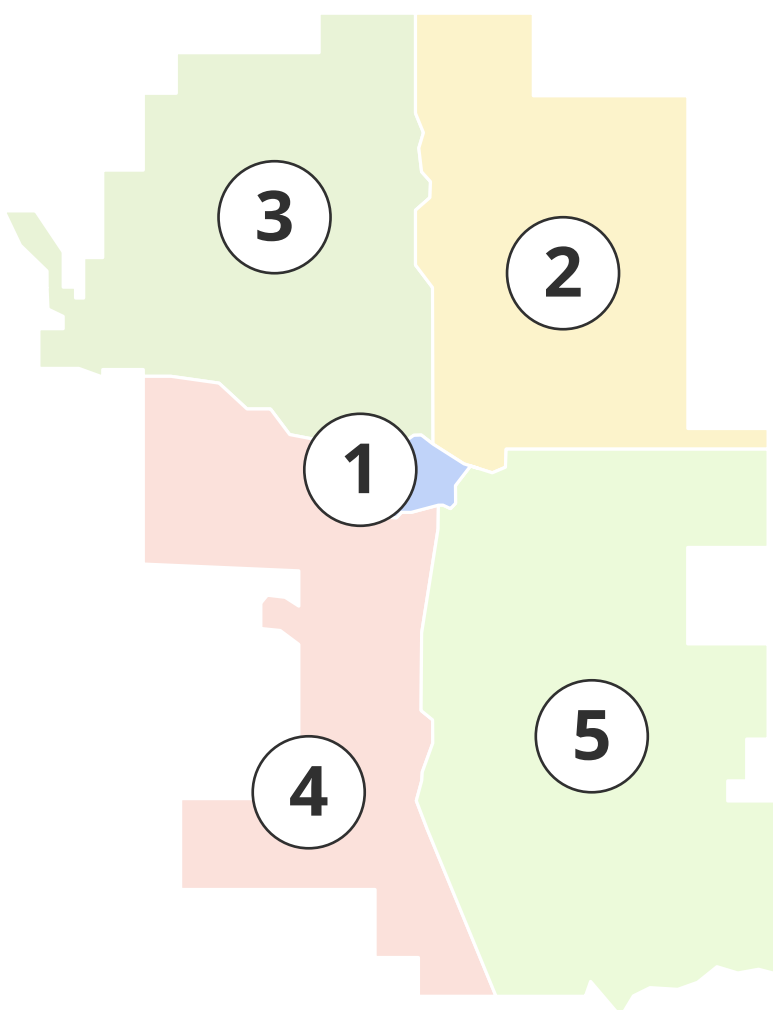


Rental trend

1br. unfurnished



Map of Calgary



Average rent by listing type

Furnished

Quadrant	1 br.	2 br.	3 br.
1 City Centre	\$2,182 ▲	\$2,786 ▼	No data –
2 Northeast	\$1,771 ▲	\$1,929 ▲	\$2,720 ▲
3 Northwest	\$1,726 ▲	\$2,067 ▲	\$2,988 ▼
4 Southwest	\$1,815 ▼	\$2,466 ▼	\$3,400 –
5 Southeast	\$1,938 ▲	\$2,549 ▲	No data –

Unfurnished

Quadrant	1 br.	2 br.	3 br.
1 City Centre	\$1,791 ▼	\$2,339 ▲	\$3,173 ▲
2 Northeast	\$1,613 ▲	\$1,892 ▼	\$2,368 ▼
3 Northwest	\$1,631 ▲	\$1,996 ▲	\$2,610 ▲
4 Southwest	\$1,805 ▲	\$2,133 ▲	\$2,694 ▲
5 Southeast	\$1,738 ▲	\$2,170 ▲	\$2,484 ▼

Edmonton

Average rent

1br. furnished

\$1,437 ▼ -3.16%



Average rent

1br. unfurnished

\$1,331 ▲ 5.95%

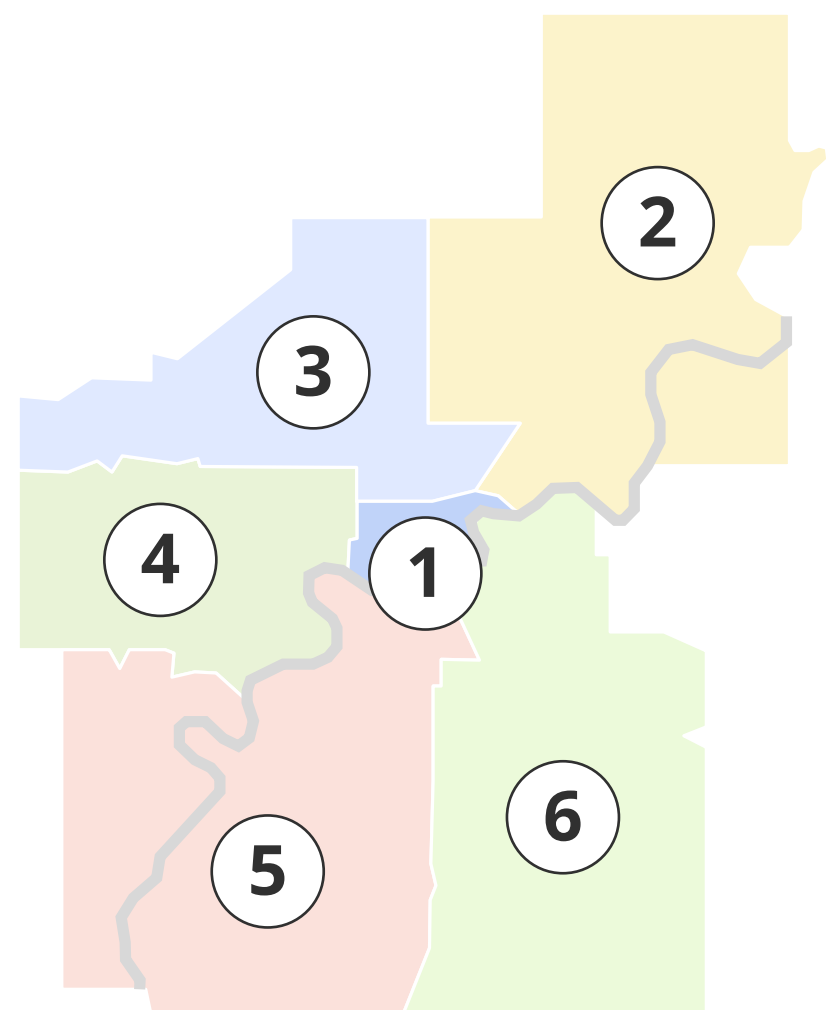


Rental trend

1br. unfurnished



Map of Edmonton



Average rent by listing type

Furnished

Sector	1 br.	2 br.	3 br.
1 Downtown	\$1,898 ▲	\$2,459 ▲	No data –
2 Northeast	\$1,150 –	\$1,630 ▼	No data –
3 Northwest	\$1,249 –	\$1,477 ▼	\$2,023 –
4 West	\$1,389 ▼	\$1,943 –	\$2,670 ▲
5 Southwest	\$1,500 ▲	\$2,070 ▲	\$2,489 ▲
6 Southeast	No data –	\$2,159 ▲	No data –

Unfurnished

Sector	1 br.	2 br.	3 br.
1 Downtown	\$1,319 ▲	\$1,716 ▲	\$2,201 ▲
2 Northeast	\$1,310 ▲	\$1,538 ▲	\$1,744 ▲
3 Northwest	\$1,274 ▲	\$1,439 ▼	\$1,908 ▼
4 West	\$1,268 ▲	\$1,538 ▲	\$1,870 ▲
5 Southwest	\$1,412 ▼	\$1,674 ▼	\$1,990 ▼
6 Southeast	\$1,400 ▲	\$1,673 ▲	\$2,056 ▲

Follow us for more monthly stats

liv.rent liv.rent liv_rent liv.rent liv rent

Source: May 2024 Statistics — liv.rent and various online sources

© Liv Strategies Inc. 2024