



Calgary & Edmonton Rent Report

April 2024

Could your listing be attracting more renters? Get a **free** Listing Assessment from one of our rental experts today – including a complimentary rent estimate.

Get free assessment

Calgary

Average rent

1br. furnished

\$1,847 ▼ -1.37%



Average rent

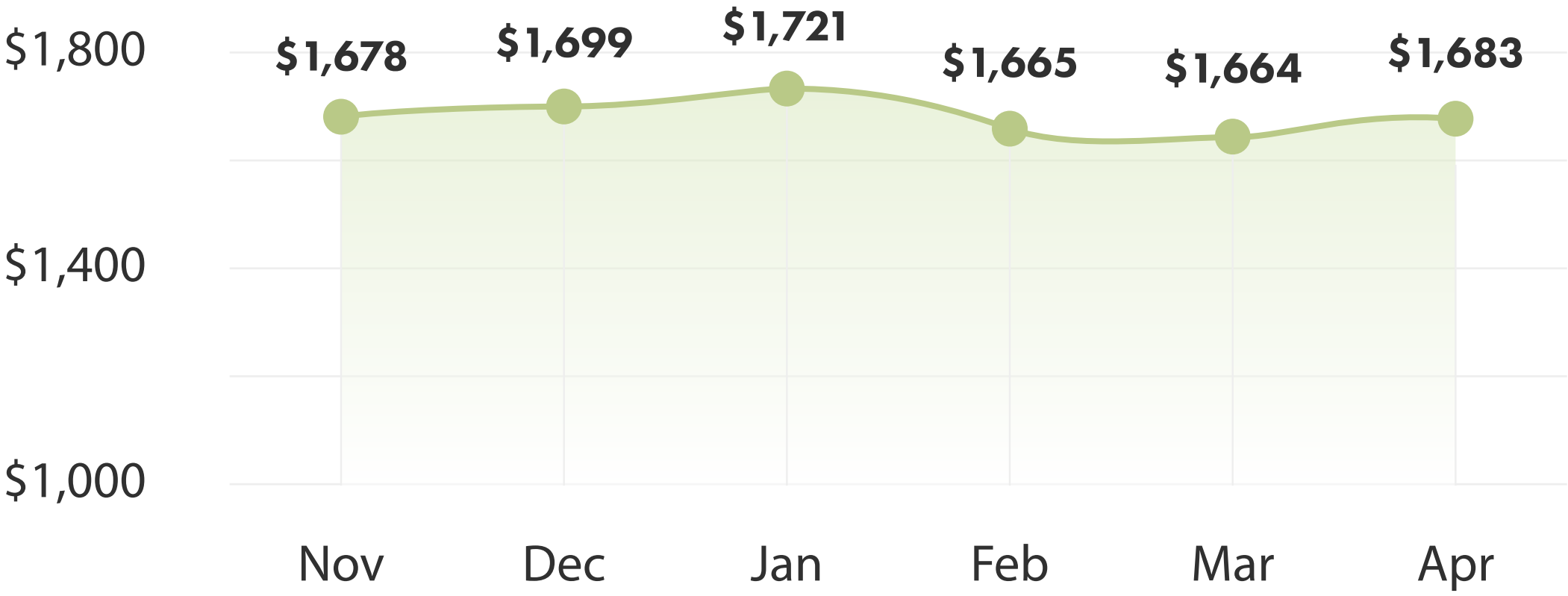
1br. unfurnished

\$1,683 ▲ 1.14%

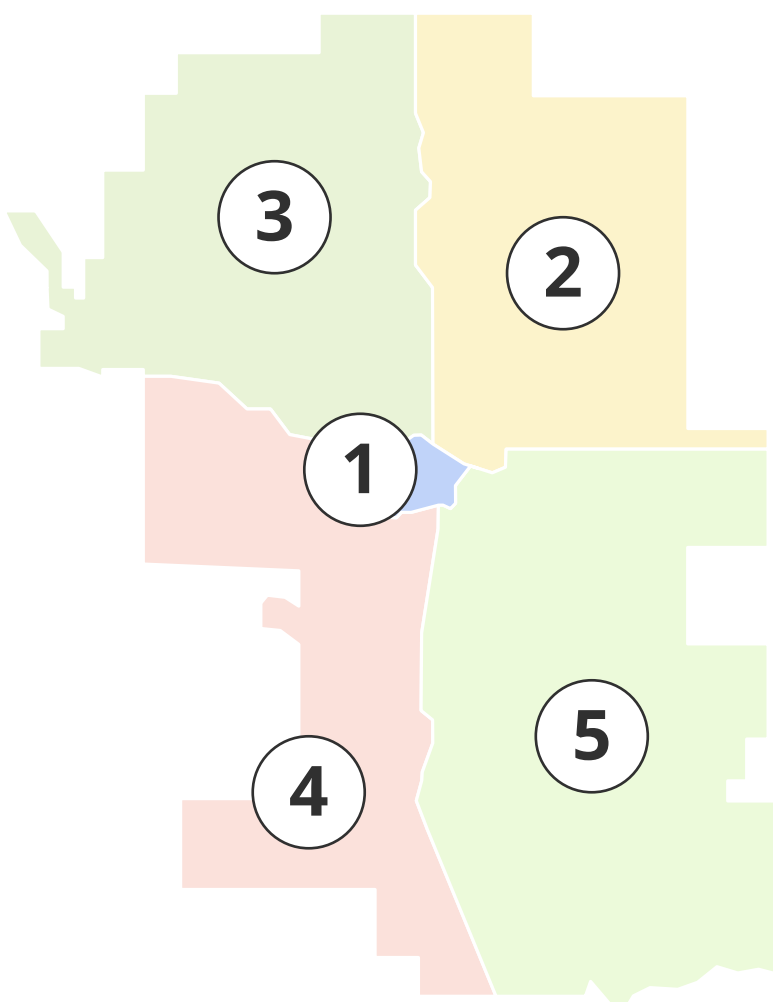


Rental trend

1br. unfurnished



Map of Calgary



Average rent by listing type

Furnished

Quadrant	1 br.	2 br.	3 br.
1 City Centre	\$2,126 ▼	\$2,805 ▲	\$3,579 –
2 Northeast	\$1,647 –	\$1,915 ▲	\$2,550 ▼
3 Northwest	\$1,657 ▲	\$1,917 ▲	\$3,074 ▲
4 Southwest	\$1,902 ▲	\$2,513 ▲	No data –
5 Southeast	\$1,904 ▼	\$2,547 ▼	\$2,750 ▲

Unfurnished

Quadrant	1 br.	2 br.	3 br.
1 City Centre	\$1,853 ▲	\$2,228 ▼	\$2,867 ▲
2 Northeast	\$1,583 ▼	\$1,983 ▼	\$2,403 ▲
3 Northwest	\$1,613 ▲	\$1,953 ▼	\$2,562 ▲
4 Southwest	\$1,678 ▼	\$2,108 ▼	\$2,655 ▲
5 Southeast	\$1,688 ▲	\$2,073 ▲	\$2,498 ▼

Edmonton

Average rent

1br. furnished

\$1,484 ▼ -2.03%



Average rent

1br. unfurnished

\$1,256 ▼ -0.39%

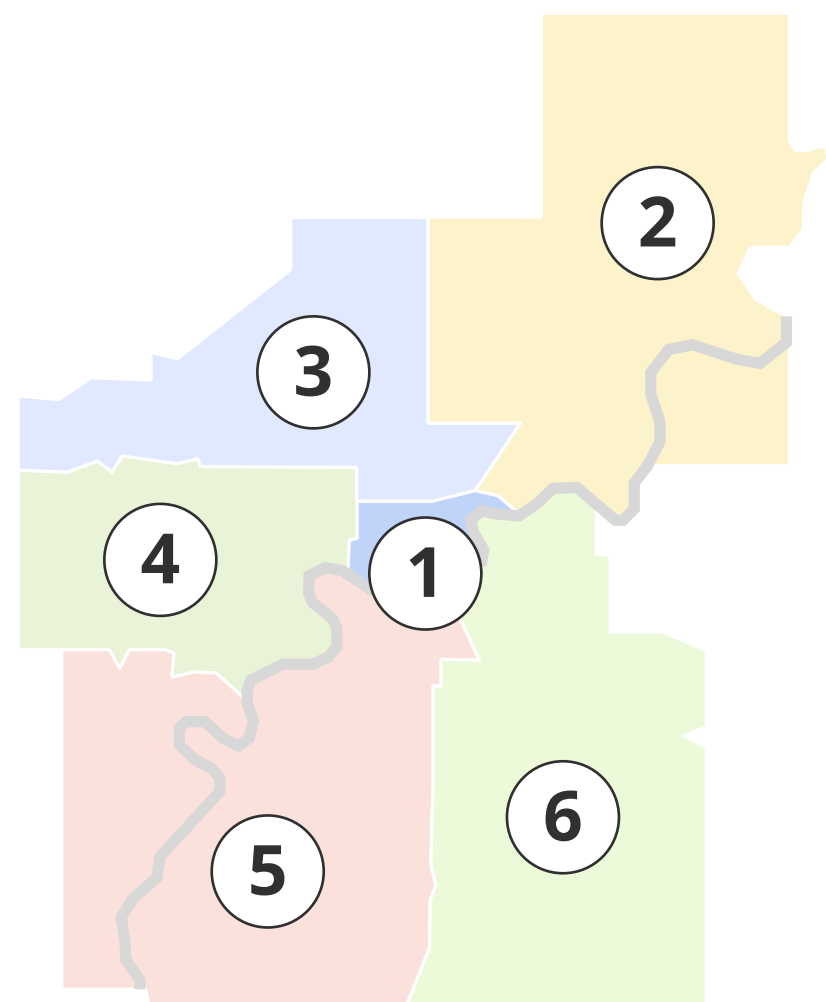


Rental trend

1br. unfurnished



Map of Edmonton



Average rent by listing type

Furnished

Sector	1 br.	2 br.	3 br.
1 Downtown	\$1,747 ▲	\$2,331 ▲	\$2,013 ▼
2 Northeast	No data –	\$2,099 ▲	No data –
3 Northwest	No data –	\$1,699 ▼	No data –
4 West	\$1,420 ▼	No data –	\$2,403 ▼
5 Southwest	\$1,382 ▼	\$1,924 ▼	\$2,480 ▼
6 Southeast	\$1,386 –	\$2,024 ▲	No data –

Unfurnished

Sector	1 br.	2 br.	3 br.
1 Downtown	\$1,227 ▼	\$1,600 ▲	\$1,862 ▲
2 Northeast	\$1,226 ▲	\$1,497 ▲	\$1,728 ▲
3 Northwest	\$1,156 ▼	\$1,562 ▲	\$1,941 ▲
4 West	\$1,191 ▼	\$1,431 ▼	\$1,790 ▼
5 Southwest	\$1,413 ▲	\$1,699 ▲	\$2,114 ▲
6 Southeast	\$1,322 ▲	\$1,540 ▼	\$1,978 ▲

Follow us for more monthly stats

liv.rent liv.rent liv_rent liv.rent liv rent

Source: April 2024 Statistics — liv.rent and various online sources

© Liv Strategies Inc. 2024