



# Calgary & Edmonton Rent Report

## March 2024

Could your listing be attracting more renters? Get a **free** Listing Assessment from one of our rental experts today – including a complimentary rent estimate.

Get free assessment

### Calgary

#### Average rent

1br. furnished

\$1,873 ▲ 3.91%



#### Average rent

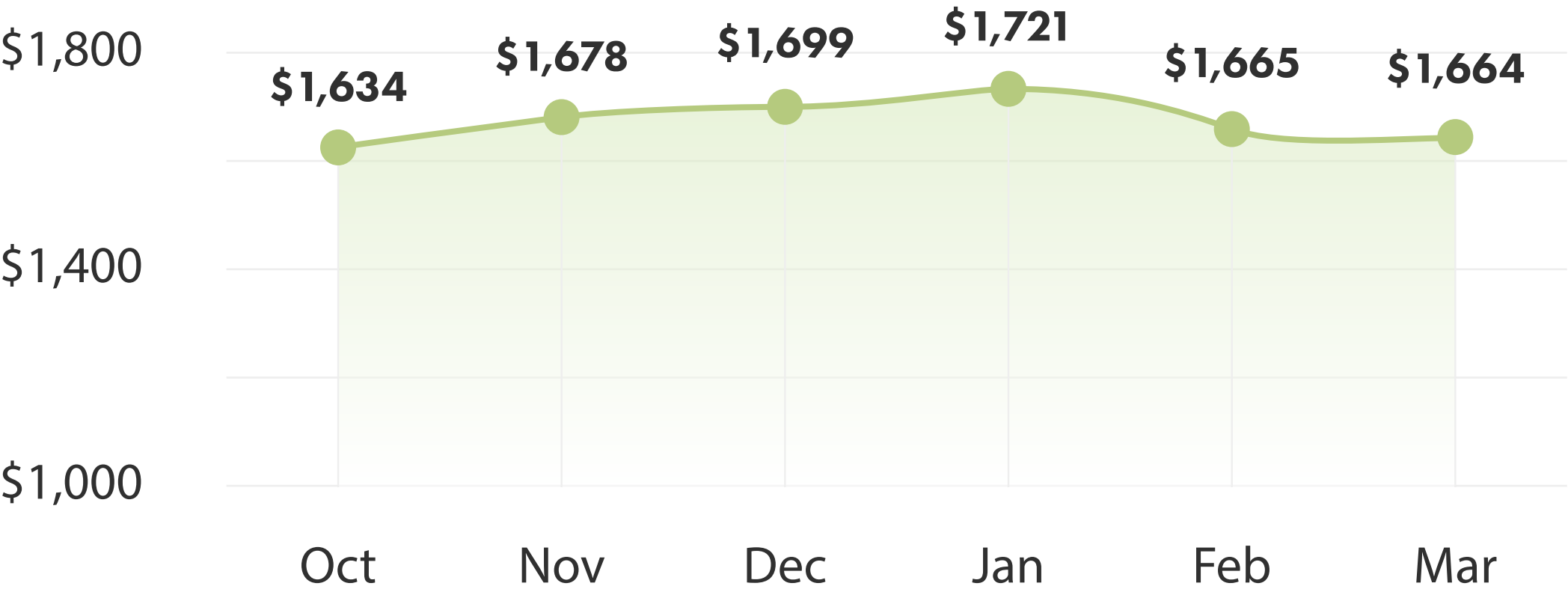
1br. unfurnished

\$1,664 ▼ -0.05%

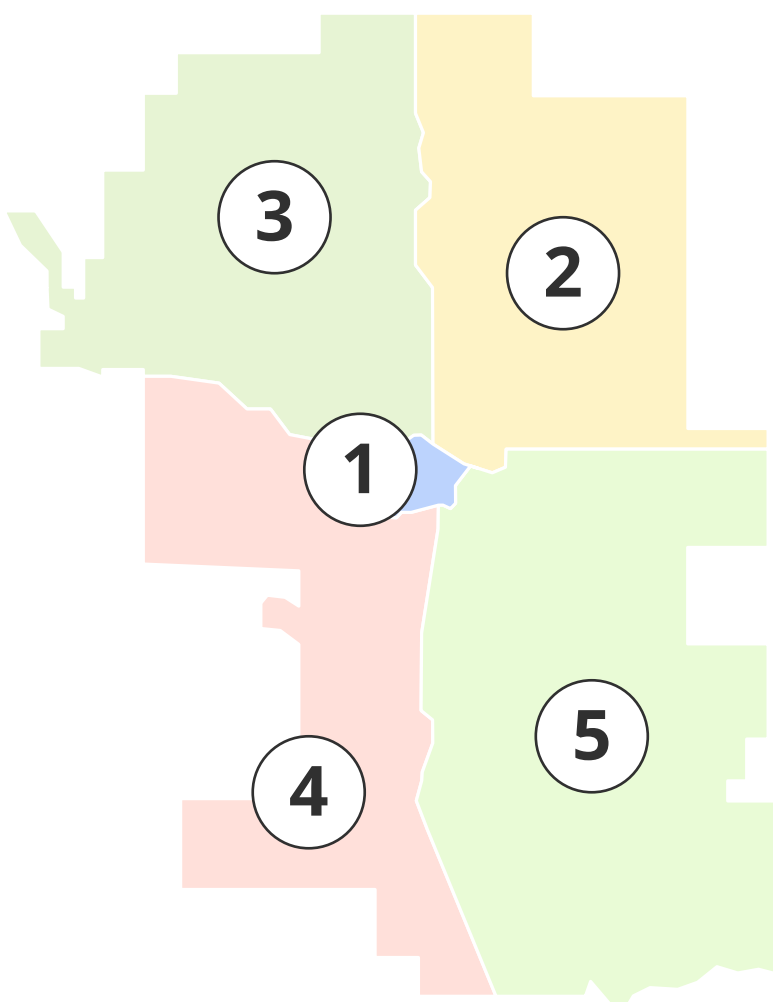


#### Rental trend

1br. unfurnished



#### Map of Calgary



#### Average rent by listing type

Furnished

Quadrant	1 br.	2 br.	3 br.
1 City Centre	\$2,218 ▲	\$2,801 ▼	No data –
2 Northeast	No data –	\$1,857 ▼	\$2,588 ▲
3 Northwest	\$1,472 ▼	\$1,866 ▼	\$2,831 ▼
4 Southwest	\$1,839 ▲	\$2,486 ▼	No data –
5 Southeast	\$1,963 ▼	\$2,549 ▲	\$2,633 ▼

Unfurnished

Quadrant	1 br.	2 br.	3 br.
1 City Centre	\$1,791 ▼	\$2,357 ▲	\$2,651 ▲
2 Northeast	\$1,615 ▲	\$1,990 ▲	\$2,266 ▼
3 Northwest	\$1,560 ▼	\$1,978 ▲	\$2,506 ▲
4 Southwest	\$1,778 ▼	\$2,175 ▲	\$2,605 ▲
5 Southeast	\$1,577 ▼	\$2,015 ▼	\$2,614 ▲

### Edmonton

#### Average rent

1br. furnished

\$1,515 ▼ -2.51%



#### Average rent

1br. unfurnished

\$1,261 ▼ -0.62%

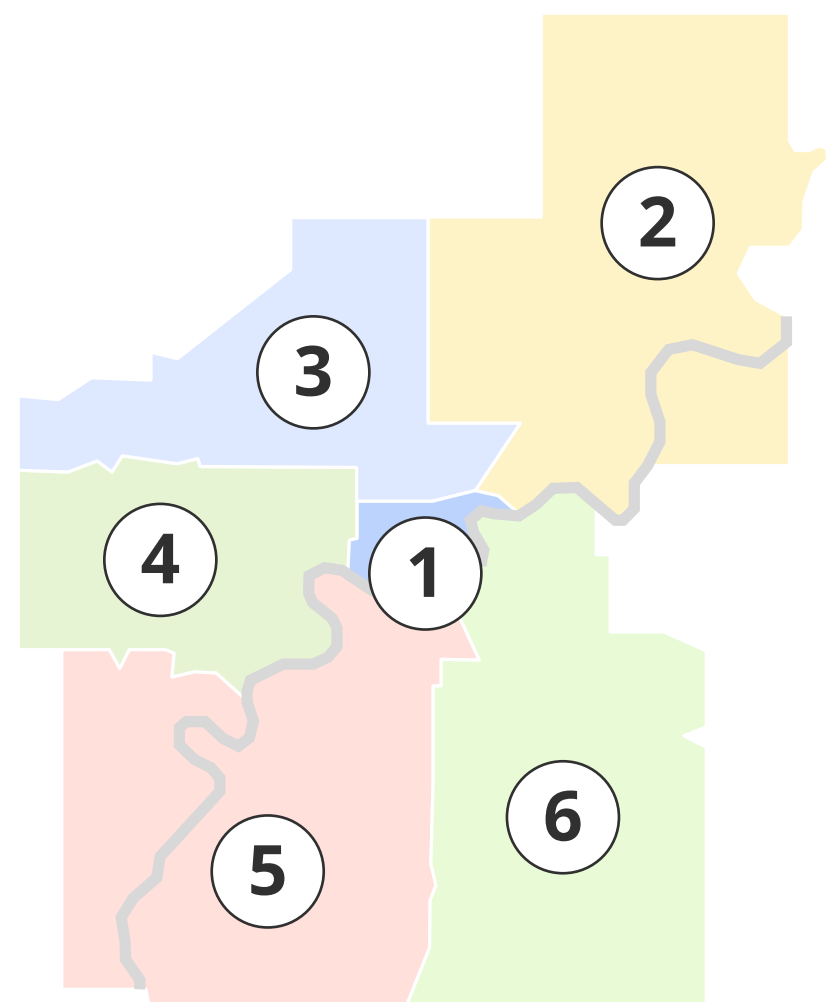


#### Rental trend

1br. unfurnished



#### Map of Edmonton



#### Average rent by listing type

Furnished

Sector	1 br.	2 br.	3 br.
1 Downtown	\$1,731 ▼	\$2,189 ▼	\$2,222 ▼
2 Northeast	\$1,416 –	\$1,904 ▲	\$2,338 –
3 Northwest	\$1,499 ▲	\$1,792 ▲	\$2,347 –
4 West	\$1,486 ▲	No data –	\$2,481 ▲
5 Southwest	\$1,441 –	\$1,946 ▼	\$2,641 ▼
6 Southeast	No data –	\$1,789 ▼	\$2,293 ▲

Unfurnished

Sector	1 br.	2 br.	3 br.
1 Downtown	\$1,287 ▲	\$1,563 ▼	\$1,807 ▲
2 Northeast	\$1,208 ▼	\$1,449 ▼	\$1,726 ▼
3 Northwest	\$1,244 ▲	\$1,498 ▼	\$1,762 ▼
4 West	\$1,192 ▲	\$1,462 ▲	\$2,006 ▲
5 Southwest	\$1,368 ▼	\$1,651 ▼	\$2,062 ▲
6 Southeast	\$1,266 ▼	\$1,594 ▲	\$1,904 ▲

Follow us for more monthly stats

liv.rent liv.rent liv\_rent liv.rent liv rent

Source: March 2024 Statistics — liv.rent and various online sources

© Liv Strategies Inc. 2024