



# Calgary & Edmonton Rent Report

## February 2024

Could your listing be attracting more renters? Get a **free** Listing Assessment from one of our rental experts today – including a complimentary rent estimate.

Get free assessment

### Calgary

#### Average rent

1br. furnished

\$1,802 ▼ -3.35%



#### Average rent

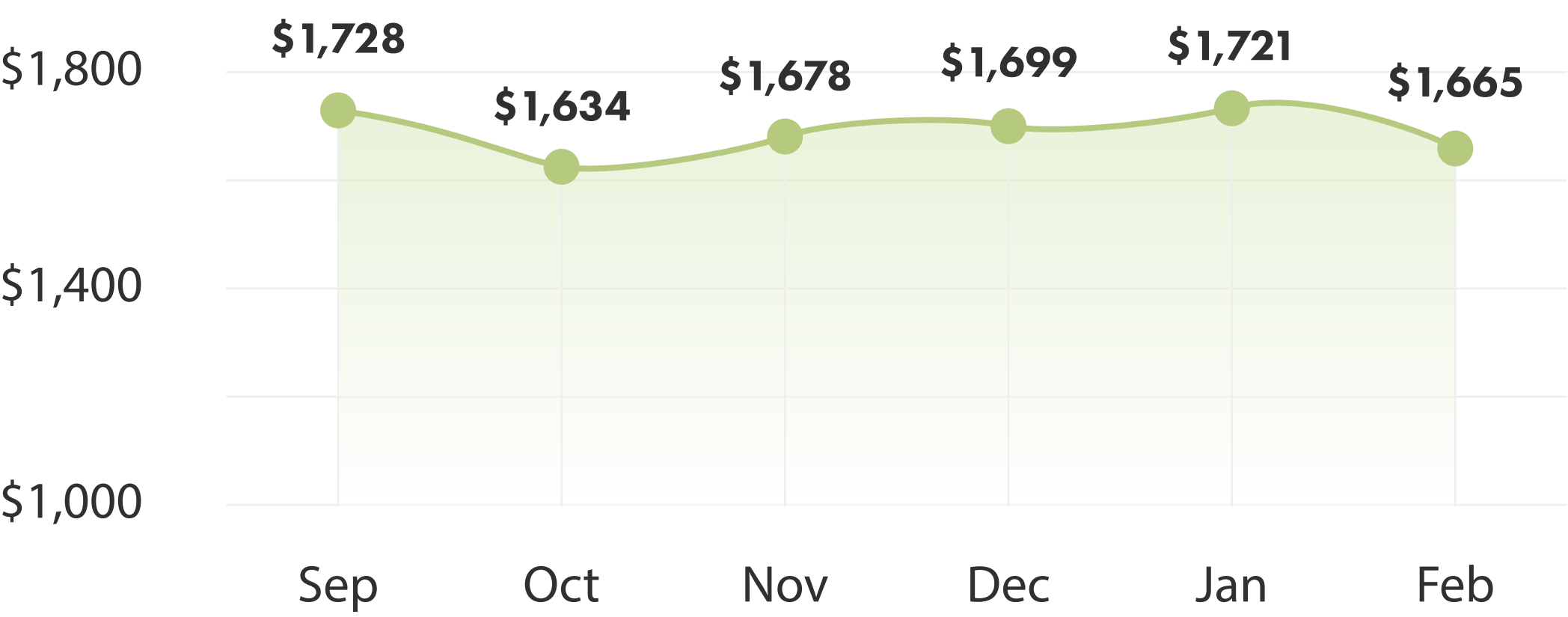
1br. unfurnished

\$1,665 ▼ -3.27%

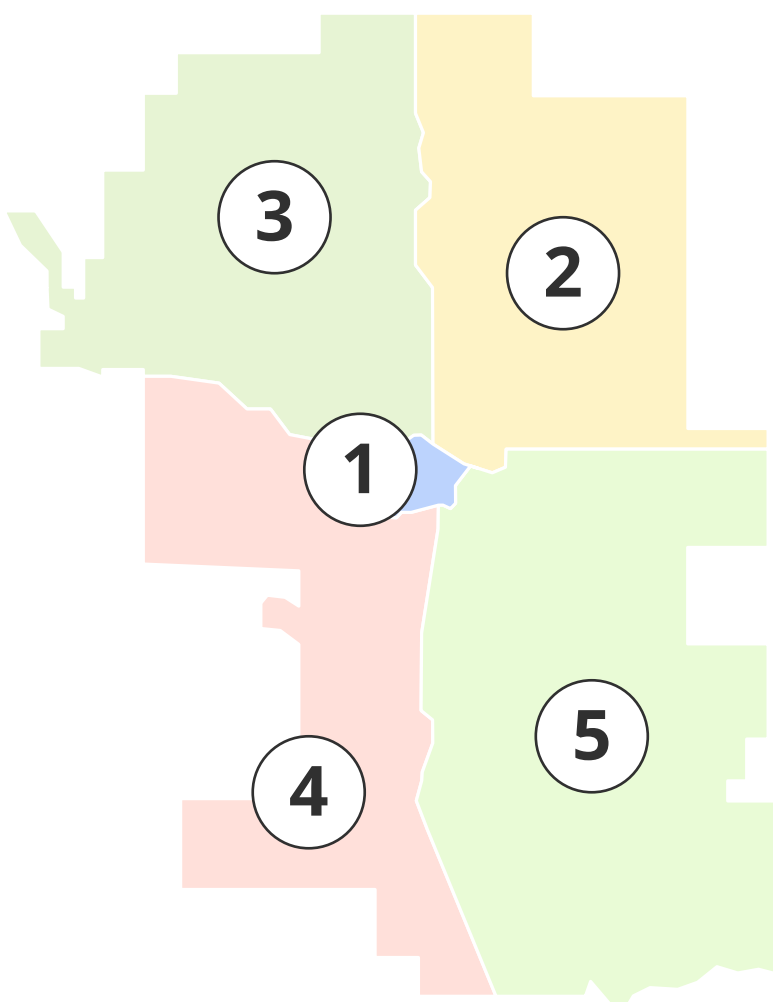


#### Rental trend

1br. unfurnished



#### Map of Calgary



#### Average rent by listing type

Furnished

Quadrant	1 br.	2 br.	3 br.
1 City Centre	\$2,152 ▼	\$2,838 ▼	No data –
2 Northeast	\$1,492 ▲	\$1,894 ▼	\$2,572 ▲
3 Northwest	\$1,532 ▼	\$1,957 ▲	\$2,856 ▼
4 Southwest	\$1,748 ▼	\$2,691 ▲	\$3,617 ▲
5 Southeast	\$2,088 ▼	\$2,530 ▼	\$2,999 –

Unfurnished

Quadrant	1 br.	2 br.	3 br.
1 City Centre	\$1,803 ▲	\$2,272 ▲	\$2,650 ▼
2 Northeast	\$1,480 ▼	\$1,809 ▼	\$2,387 ▲
3 Northwest	\$1,619 ▲	\$1,881 ▲	\$2,484 ▲
4 Southwest	\$1,786 ▲	\$2,107 ▼	\$2,582 ▼
5 Southeast	\$1,636 ▼	\$2,088 ▲	\$2,476 ▲

### Edmonton

#### Average rent

1br. furnished

\$1,554 ▲ 6.47%



#### Average rent

1br. unfurnished

\$1,269 ▲ 0.13%

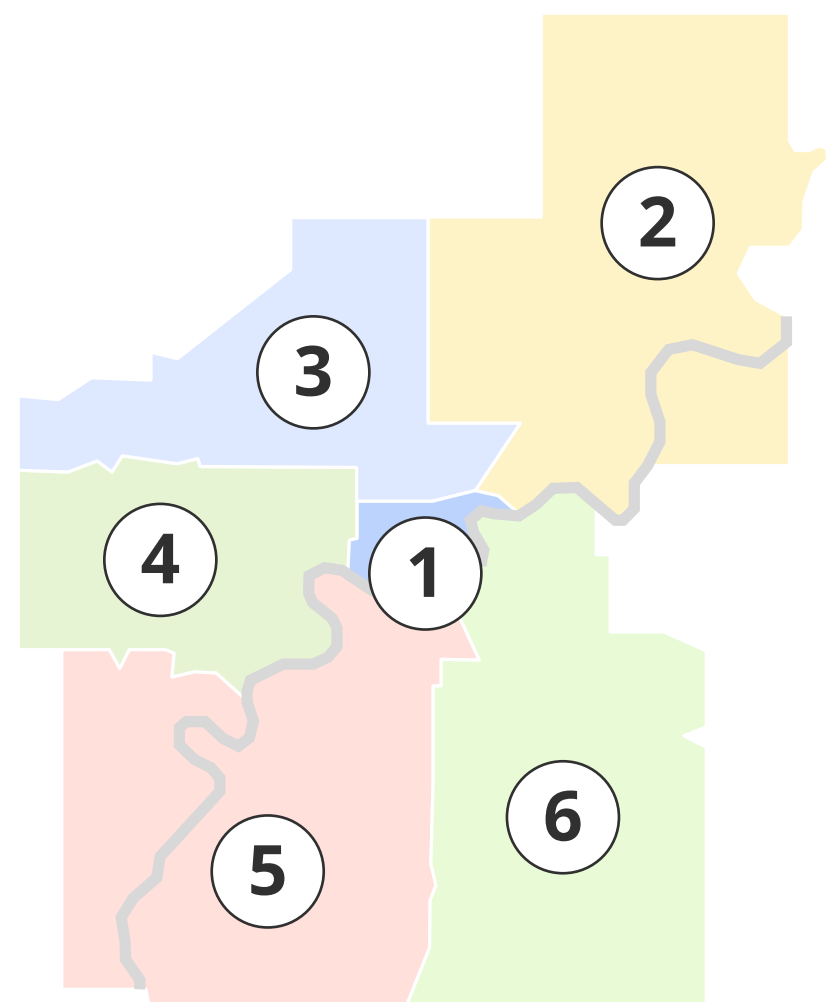


#### Rental trend

1br. unfurnished



#### Map of Edmonton



#### Average rent by listing type

Furnished

Sector	1 br.	2 br.	3 br.
1 Downtown	\$1,800 ▲	\$2,268 ▲	\$2,391 ▼
2 Northeast	No data –	\$1,789 ▲	No data –
3 Northwest	\$1,457 –	\$1,674 ▼	No data –
4 West	\$1,404 ▲	No data –	\$2,443 ▼
5 Southwest	No data –	\$1,994 ▲	\$2,705 ▲
6 Southeast	No data –	\$1,820 ▲	\$2,288 ▲

Unfurnished

Sector	1 br.	2 br.	3 br.
1 Downtown	\$1,265 ▲	\$1,563 ▲	\$1,787 ▼
2 Northeast	\$1,214 ▼	\$1,459 ▼	\$1,833 ▲
3 Northwest	\$1,219 ▼	\$1,548 ▲	\$1,811 ▲
4 West	\$1,175 ▲	\$1,428 ▲	\$1,904 ▲
5 Southwest	\$1,375 ▼	\$1,653 ▲	\$2,043 ▲
6 Southeast	\$1,365 ▲	\$1,533 ▼	\$1,847 ▲

Follow us for more monthly stats

liv.rent liv.rent liv\_rent liv.rent liv rent

Source: February 2024 Statistics — liv.rent and various online sources

© Liv Strategies Inc. 2024