

Calgary & Edmonton Rent Report

January 2024

Could your listing be attracting more renters? Get a **free** Listing Assessment from one of our rental experts today – including a complimentary rent estimate.

Get free assessment

Calgary

Average rent

1br. furnished

\$1,865 ▼ -0.90%

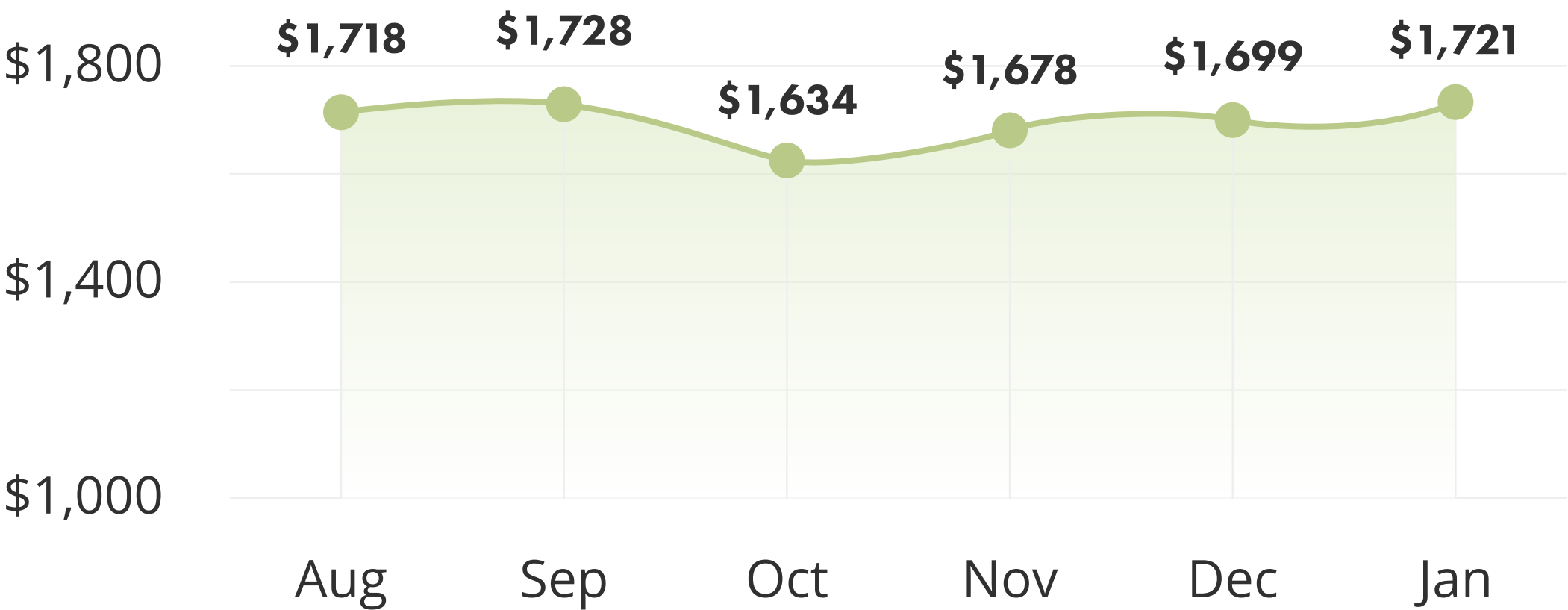
Average rent

1br. unfurnished

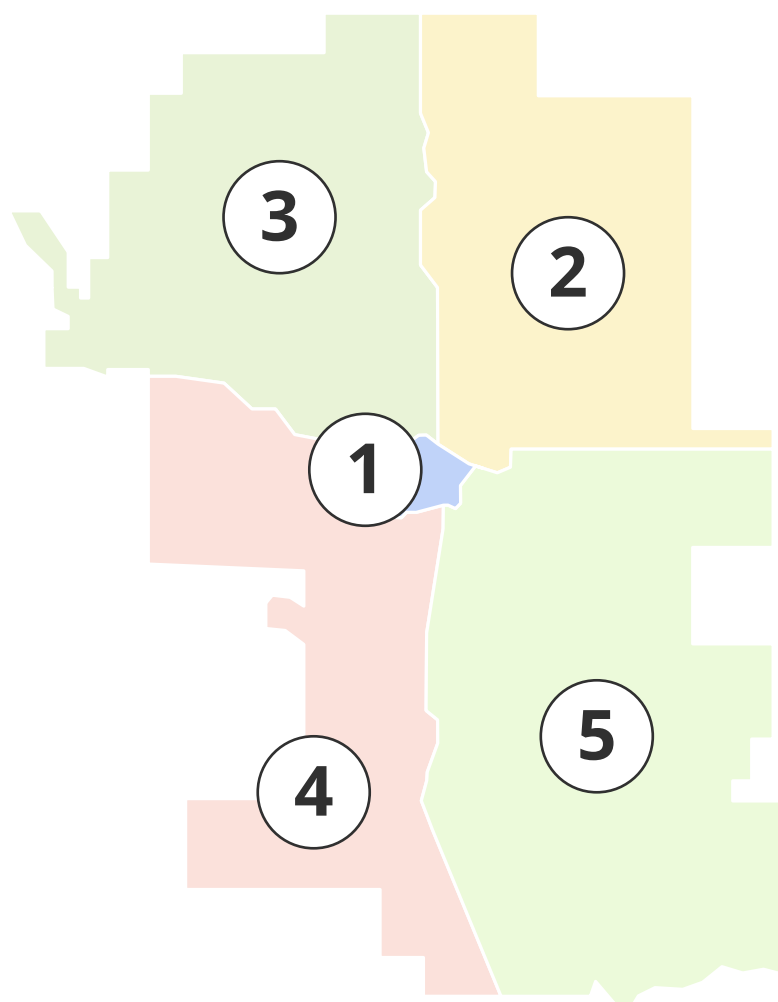
\$1,721 ▲ 1.29%

Rental trend

1br. unfurnished



Map of Calgary



Average rent by listing type

Furnished

Quadrant	1 br.	2 br.	3 br.
1 City Centre	\$2,239 ▼	\$2,988 ▲	\$3,563 ▼
2 Northeast	\$1,400 ▼	\$2,144 ▲	\$2,489 –
3 Northwest	\$1,596 ▲	\$1,871 ▼	\$3,065 ▼
4 Southwest	\$1,923 ▲	\$2,485 ▲	\$3,482 ▲
5 Southeast	\$2,167 ▲	\$2,585 ▲	No data–

Unfurnished

Quadrant	1 br.	2 br.	3 br.
1 City Centre	\$1,802 ▼	\$2,262 ▼	\$2,884 ▲
2 Northeast	\$1,608 ▲	\$1,997 ▲	\$2,345 ▼
3 Northwest	\$1,567 ▲	\$1,874 ▼	\$2,470 ▼
4 Southwest	\$1,764 ▼	\$2,173 ▼	\$2,604 ▼
5 Southeast	\$1,862 ▲	\$2,082 ▲	\$2,441 ▼

Edmonton

Average rent

1br. furnished

\$1,459 ▼ -3.28%

Average rent

1br. unfurnished

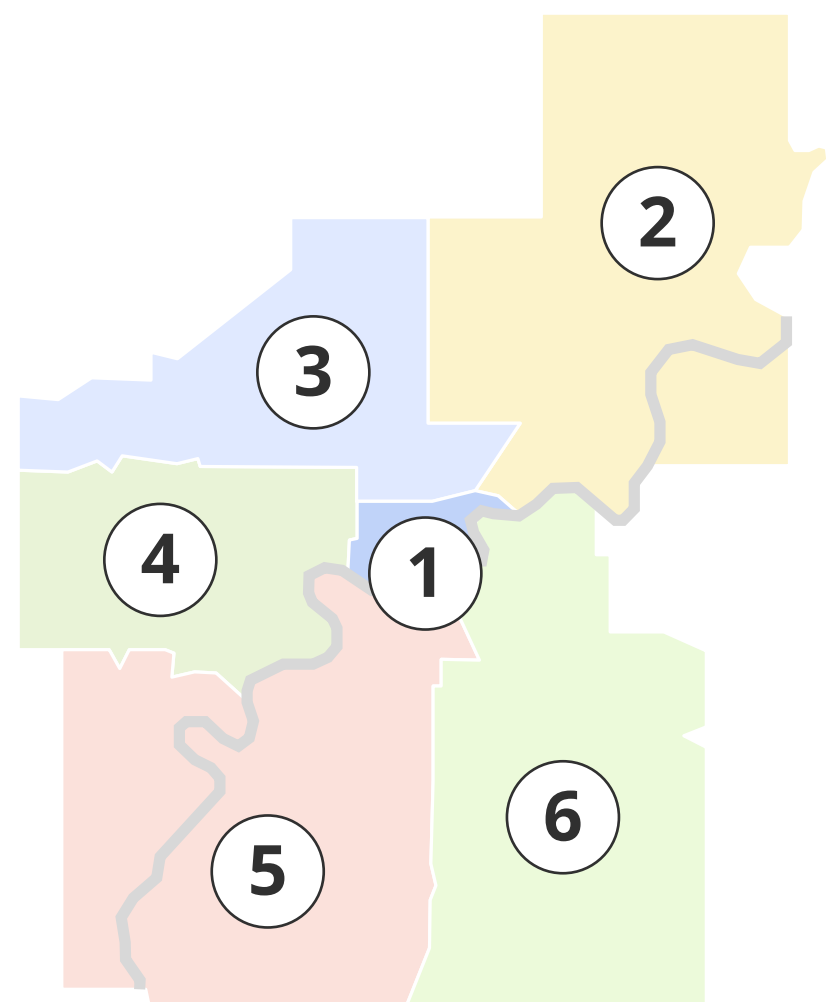
\$1,267 ▲ 2.85%

Rental trend

1br. unfurnished



Map of Edmonton



Average rent by listing type

Furnished

Sector	1 br.	2 br.	3 br.
1 Downtown	\$1,764 ▼	\$2,250 ▼	\$2,664 ▲
2 Northeast	No data–	\$1,789 ▲	No data–
3 Northwest	No data–	\$1,730 –	No data–
4 West	\$1,327 ▼	\$1,619 ▼	\$2,708 –
5 Southwest	\$1,498 ▼	\$1,955 ▲	\$2,393 ▲
6 Southeast	\$1,248 ▼	\$1,606 ▼	\$2,156 ▲

Unfurnished

Sector	1 br.	2 br.	3 br.
1 Downtown	\$1,228 ▼	\$1,532 ▼	\$1,835 ▼
2 Northeast	\$1,277 ▲	\$1,488 ▲	\$1,673 ▼
3 Northwest	\$1,228 ▲	\$1,412 ▼	\$1,798 ▼
4 West	\$1,157 ▼	\$1,377 ▼	\$1,775 ▼
5 Southwest	\$1,380 ▲	\$1,646 ▲	\$1,899 ▼
6 Southeast	\$1,331 ▲	\$1,604 ▲	\$1,846 ▼

Follow us for more monthly stats

 liv.rent  liv.rent  liv_rent  liv.rent  liv rent

Source: January 2024 Statistics — liv.rent and various online sources

© Liv Strategies Inc. 2024