



Calgary & Edmonton Rent Report

December 2023

Could your listing be attracting more renters? Get a **free** Listing Assessment from one of our rental experts today – including a complimentary rent estimate.

Get free assessment

Calgary

Average rent

1br. furnished

\$1,882 ▼ -2.69%

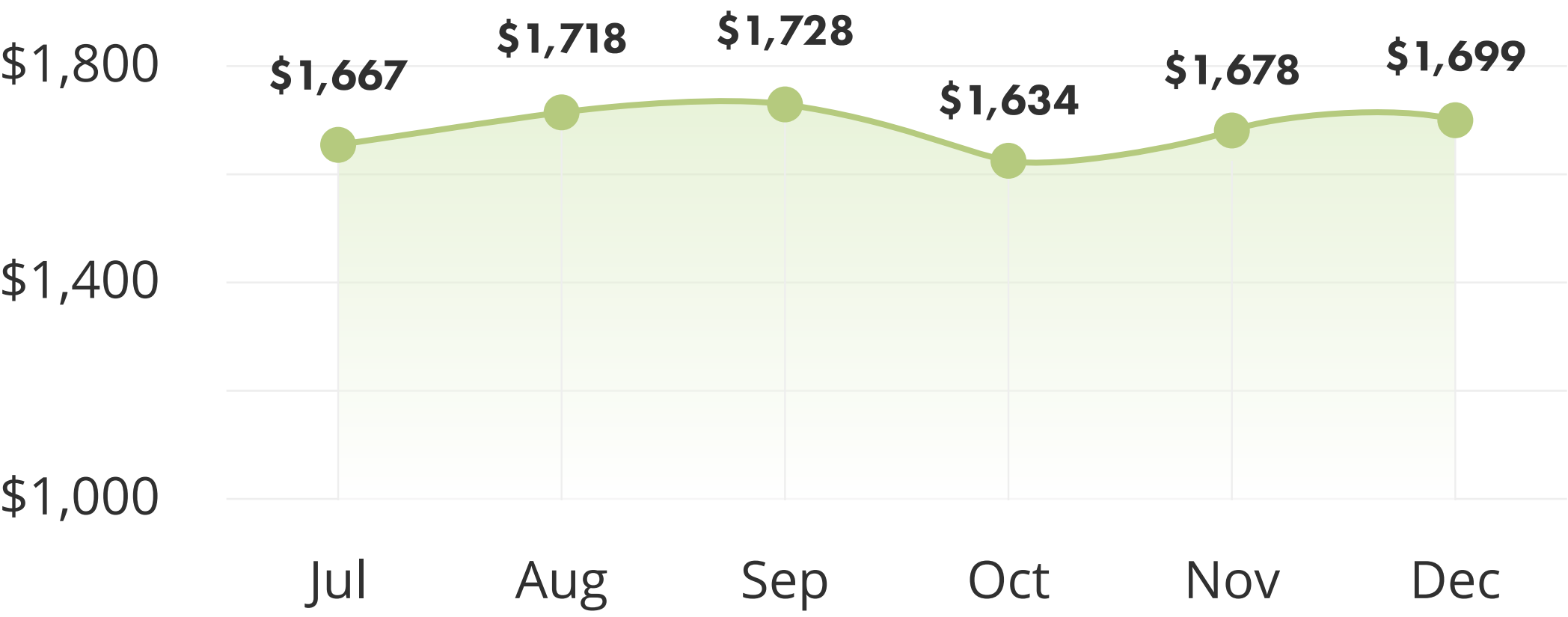
Average rent

1br. unfurnished

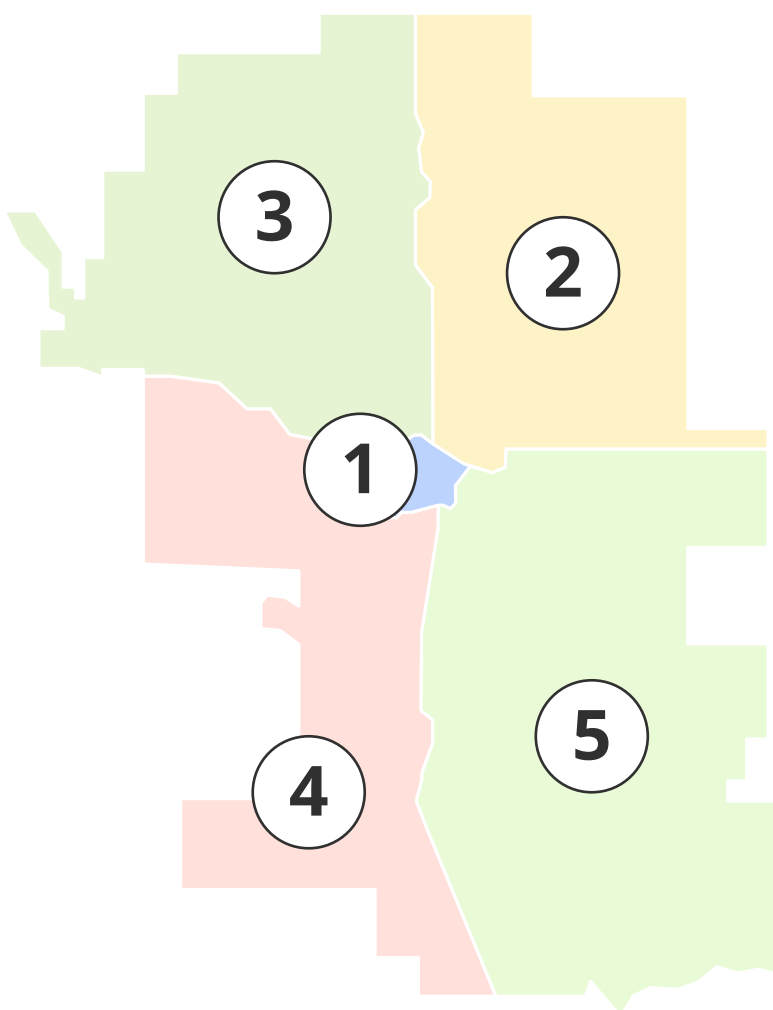
\$1,699 ▲ 1.27%

Rental trend

1br. unfurnished



Map of Calgary



Average rent by listing type

Furnished

Quadrant	1 br.	2 br.	3 br.
1 City Centre	\$2,261 ▼	\$2,887 ▼	\$3,940 ▼
2 Northeast	\$1,629 ▼	\$2,017 ▲	No data–
3 Northwest	\$1,574 ▼	\$1,905 ▼	\$3,227 ▲
4 Southwest	\$1,895 ▼	\$2,449 ▼	\$3,412 ▲
5 Southeast	\$2,050 ▲	\$2,555 ▼	\$2,859 ▲

Unfurnished

Quadrant	1 br.	2 br.	3 br.
1 City Centre	\$1,826 ▲	\$2,321 ▲	\$2,714 ▼
2 Northeast	\$1,567 ▲	\$1,846 ▼	\$2,413 ▼
3 Northwest	\$1,517 ▼	\$1,913 ▼	\$2,489 ▼
4 Southwest	\$1,768 ▼	\$2,215 ▲	\$2,701 ▲
5 Southeast	\$1,817 ▲	\$2,061 ▼	\$2,496 ▼

Edmonton

Average rent

1br. furnished

\$1,509 ▲ 1.63%

Average rent

1br. unfurnished

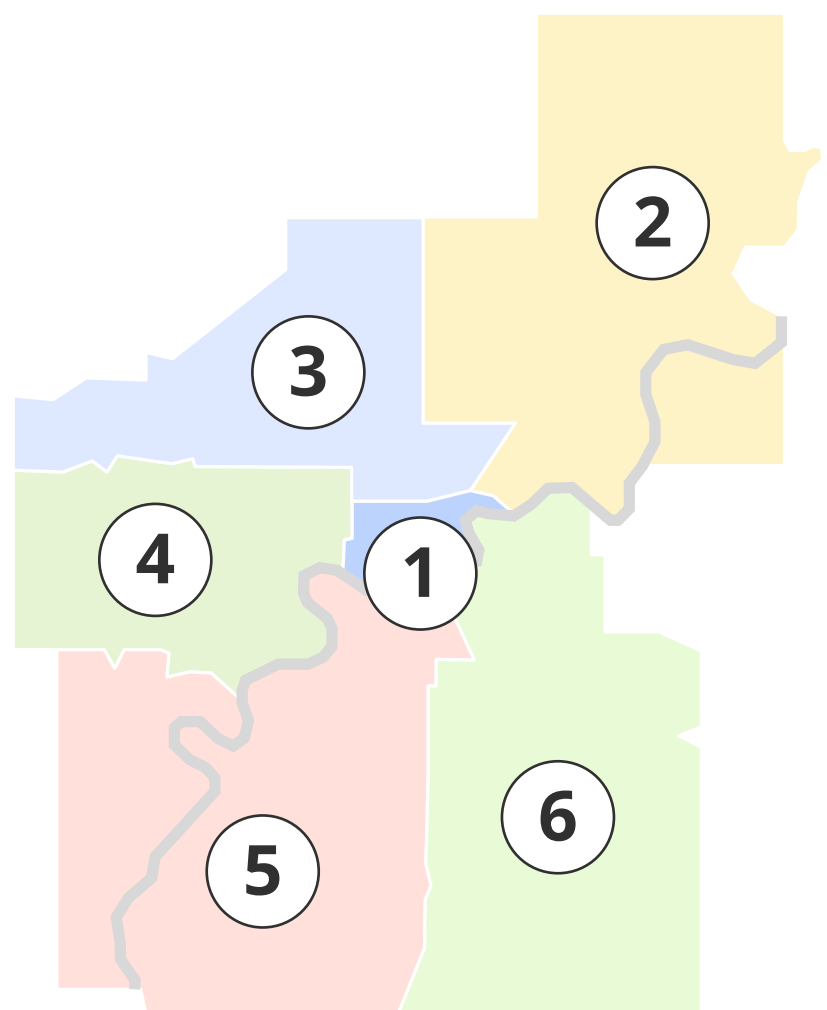
\$1,232 ▲ 1.87%

Rental trend

1br. unfurnished



Map of Edmonton



Average rent by listing type

Furnished

Sector	1 br.	2 br.	3 br.
1 Downtown	\$1,794 ▲	\$2,308 ▲	\$2,601 ▲
2 Northeast	No data–	\$1,690 –	No data–
3 Northwest	\$1,419 –	No data–	No data–
4 West	\$1,558 ▲	\$1,683 ▼	No data–
5 Southwest	\$1,524 ▲	\$1,865 ▼	\$2,318 ▼
6 Southeast	\$1,249 ▼	\$1,664 ▼	\$2,131 ▼

Unfurnished

Sector	1 br.	2 br.	3 br.
1 Downtown	\$1,296 ▼	\$1,682 ▲	\$2,152 ▲
2 Northeast	\$1,179 ▲	\$1,416 ▲	\$1,725 ▼
3 Northwest	\$1,217 ▲	\$1,463 ▲	\$1,854 ▲
4 West	\$1,169 ▲	\$1,441 ▲	\$1,956 ▼
5 Southwest	\$1,256 ▼	\$1,581 ▼	\$1,963 ▲
6 Southeast	\$1,273 ▲	\$1,520 ▲	\$1,926 ▼

Follow us for more monthly stats

liv.rent liv.rent liv_rent liv.rent liv rent

Source: December 2023 Statistics — liv.rent and various online sources

© Liv Strategies Inc. 2023