



Calgary & Edmonton Rent Report

November 2023

Could your listing be attracting more renters? Get a **free** Listing Assessment from one of our rental experts today – including a complimentary rent estimate.

Get free assessment

Calgary

Average rent

1br. furnished

\$1,934 ▼ -1.64%

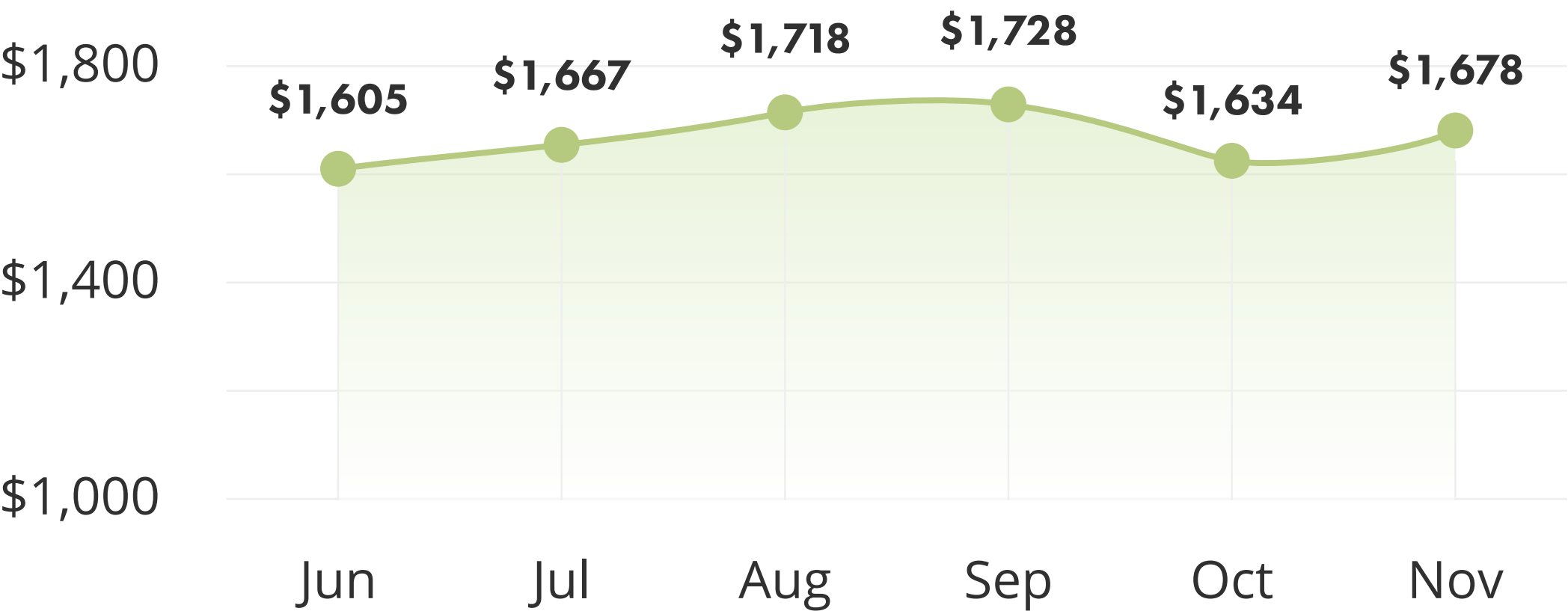
Average rent

1br. unfurnished

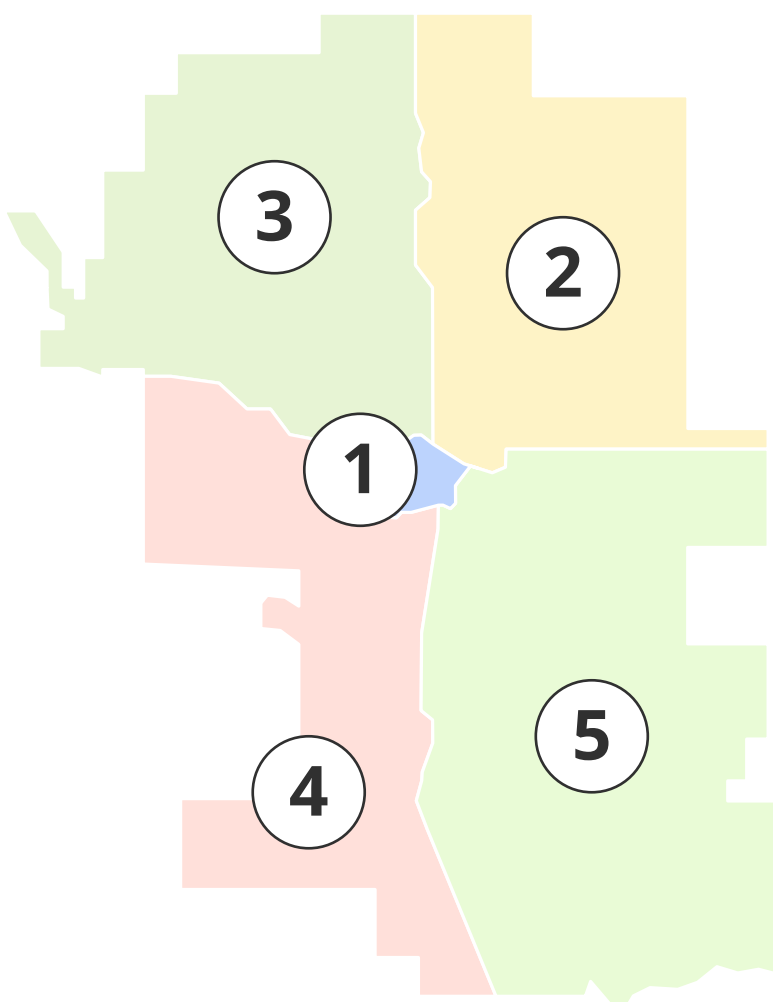
\$1,678 ▲ 2.67%

Rental trend

1br. unfurnished



Map of Calgary



Average rent by listing type

Furnished

Quadrant	1 br.	2 br.	3 br.
1 City Centre	\$2,319 ▼	\$3,212 ▲	\$4,225 –
2 Northeast	\$1,721 ▲	\$1,961 ▼	No data–
3 Northwest	\$1,657 ▼	\$2,025 ▼	\$3,171 ▲
4 Southwest	\$2,087 ▲	\$2,792 ▼	\$3,305 ▲
5 Southeast	\$1,886 ▼	\$2,860 ▼	\$2,667 ▼

Unfurnished

Quadrant	1 br.	2 br.	3 br.
1 City Centre	\$1,744 ▼	\$2,309 ▼	\$2,842 ▼
2 Northeast	\$1,540 ▲	\$1,900 ▼	\$2,443 ▼
3 Northwest	\$1,597 ▲	\$2,072 ▲	\$2,577 ▼
4 Southwest	\$1,824 ▲	\$2,151 ▼	\$2,701 ▼
5 Southeast	\$1,685 ▼	\$2,100 ▲	\$2,733 ▲

Edmonton

Average rent

1br. furnished

\$1,484 ▲ 0.22%

Average rent

1br. unfurnished

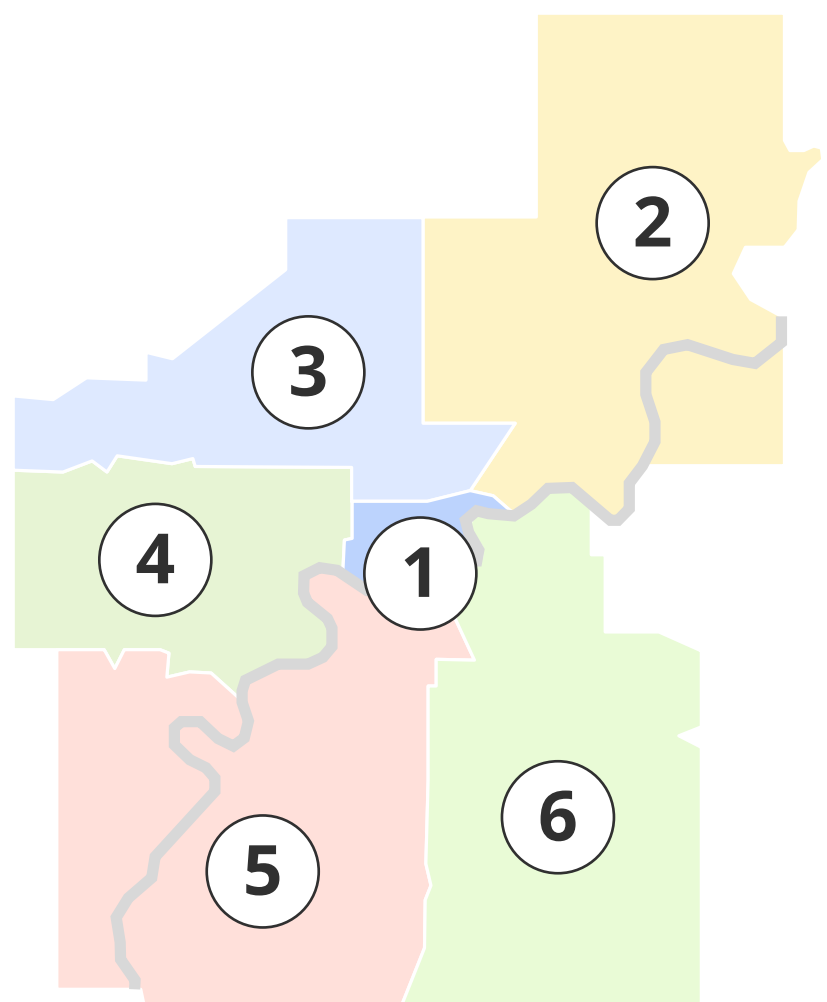
\$1,209 ▲ 1.76%

Rental trend

1br. unfurnished



Map of Edmonton



Average rent by listing type

Furnished

Sector	1 br.	2 br.	3 br.
1 Downtown	\$1,742 ▼	\$2,242 ▼	\$2,497 –
2 Northeast	No data–	No data–	\$1,850 ▲
3 Northwest	No data–	No data–	No data–
4 West	\$1,433 ▲	\$1,727 –	\$2,508 ▼
5 Southwest	\$1,457 ▼	\$1,947 ▼	\$2,371 ▲
6 Southeast	\$1,306 ▲	\$1,753 –	\$2,295 ▼

Unfurnished

Sector	1 br.	2 br.	3 br.
1 Downtown	\$1,308 ▲	\$1,634 ▼	\$2,150 ▲
2 Northeast	\$1,123 ▲	\$1,386 ▼	\$1,766 ▲
3 Northwest	\$1,195 ▲	\$1,310 ▼	\$1,846 ▲
4 West	\$1,143 ▲	\$1,384 ▲	\$1,961 ▼
5 Southwest	\$1,303 ▼	\$1,632 ▲	\$1,822 ▼
6 Southeast	\$1,183 ▼	\$1,509 ▲	\$1,999 ▲

Follow us for more monthly stats

liv.rent liv.rent liv_rent liv.rent liv rent

Source: November 2023 Statistics — liv.rent and various online sources

© Liv Strategies Inc. 2023