



# Calgary & Edmonton Rent Report

## October 2023

Could your listing be attracting more renters? Get a **free** Listing Assessment from one of our rental experts today – including a complimentary rent estimate.

Get free assessment

### Calgary

#### Average rent

1br. furnished

\$1,966 ▼ -0.60%



#### Average rent

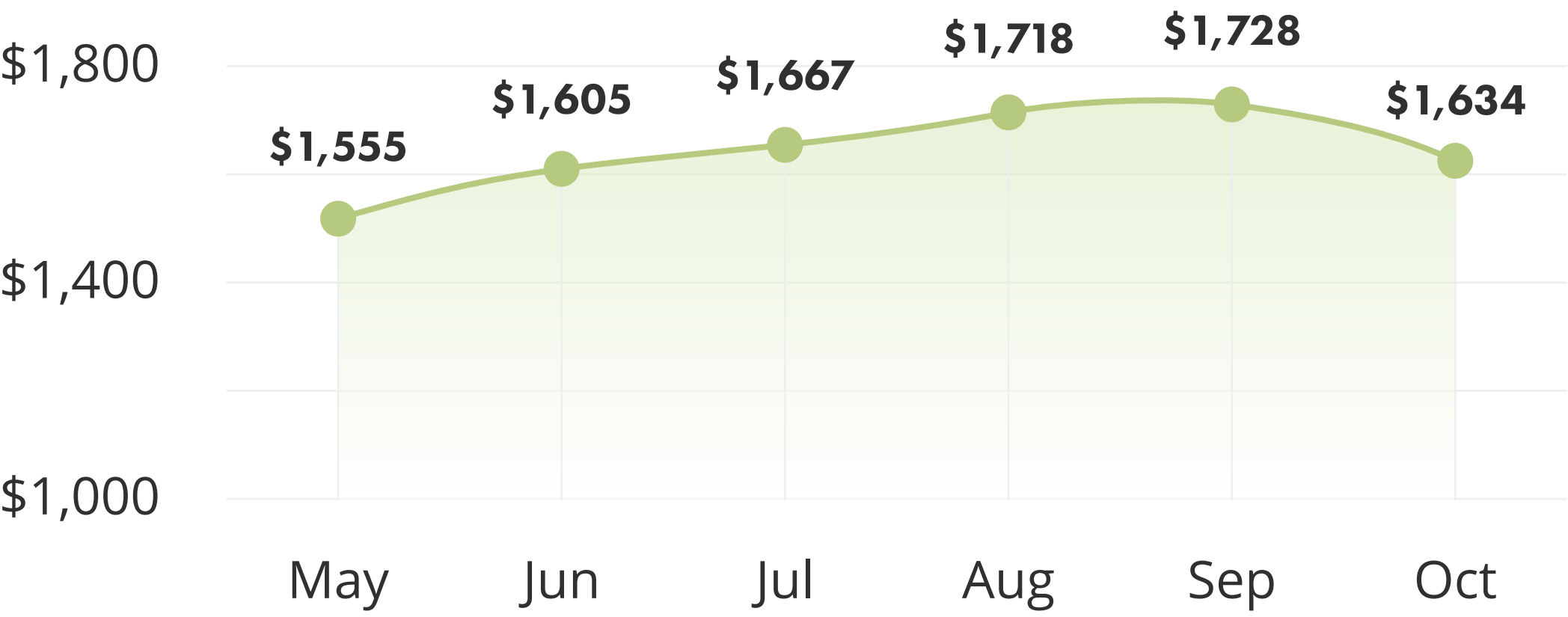
1br. unfurnished

\$1,634 ▼ -5.44%

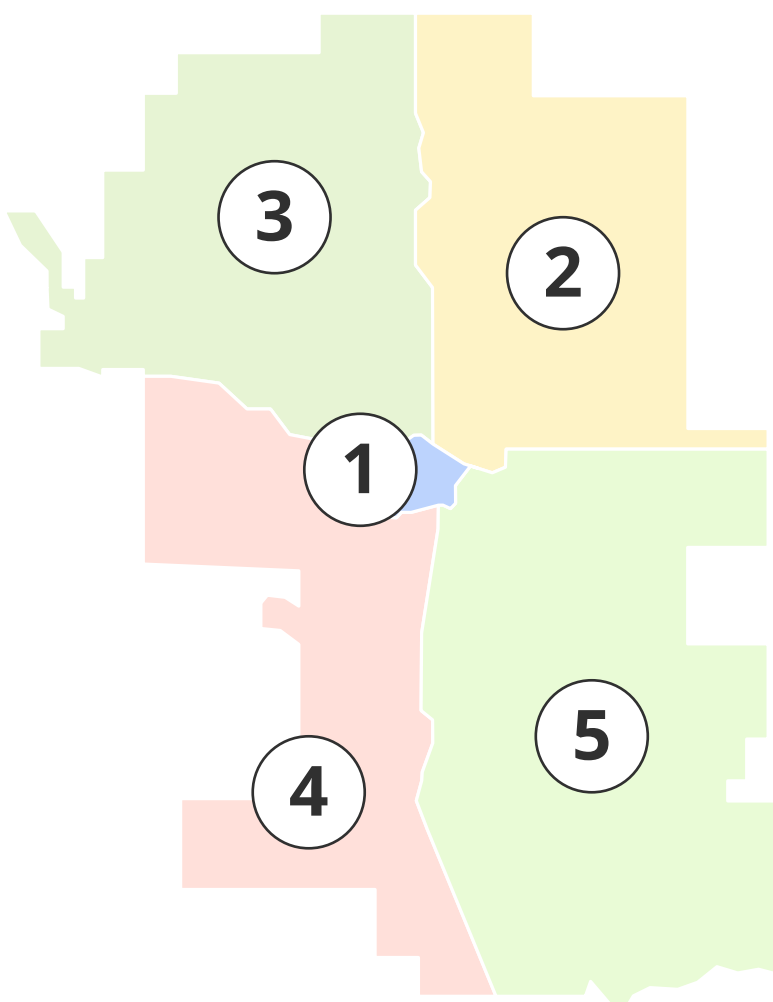


#### Rental trend

1br. unfurnished



#### Map of Calgary



#### Average rent by listing type

Furnished

Quadrant	1 br.	2 br.	3 br.
1 City Centre	\$2,462 ▲	\$3,076 ▲	No data–
2 Northeast	\$1,645 ▼	\$2,153 ▼	No data–
3 Northwest	\$1,717 ▲	\$2,120 ▼	\$2,949 ▲
4 Southwest	\$2,070 ▲	\$2,801 ▼	\$3,207 ▼
5 Southeast	\$1,935 ▼	\$2,886 ▲	\$2,910 –

Unfurnished

Quadrant	1 br.	2 br.	3 br.
1 City Centre	\$1,784 ▼	\$2,386 ▼	\$3,023 ▼
2 Northeast	\$1,508 ▼	\$1,901 ▼	\$2,539 ▼
3 Northwest	\$1,499 ▼	\$1,937 ▼	\$2,634 ▼
4 Southwest	\$1,669 ▼	\$2,182 ▼	\$3,138 ▲
5 Southeast	\$1,711 ▼	\$2,044 ▼	\$2,704 ▲

### Edmonton

#### Average rent

1br. furnished

\$1,481 ▼ -0.96%



#### Average rent

1br. unfurnished

\$1,188 ▲ 3.49%

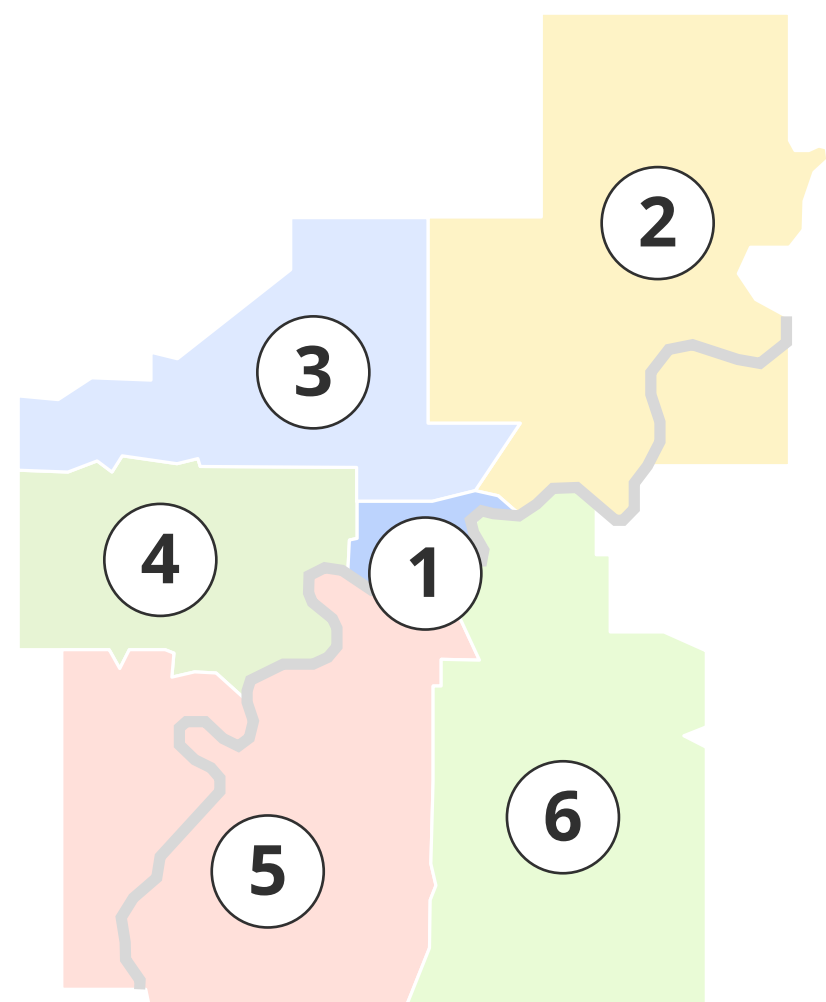


#### Rental trend

1br. unfurnished



#### Map of Edmonton



#### Average rent by listing type

Furnished

Sector	1 br.	2 br.	3 br.
1 Downtown	\$1,848 ▲	\$2,247 ▲	No data–
2 Northeast	No data–	\$1,823 –	\$1,783 –
3 Northwest	\$1,320 –	\$1,896 –	No data–
4 West	\$1,419 ▼	No data–	\$2,591 ▼
5 Southwest	\$1,519 ▼	\$2,155 ▲	\$2,335 ▼
6 Southeast	\$1,300 ▲	No data–	\$2,413 ▼

Unfurnished

Sector	1 br.	2 br.	3 br.
1 Downtown	\$1,274 ▲	\$1,658 ▲	\$1,871 ▲
2 Northeast	\$1,081 ▼	\$1,451 ▲	\$1,678 ▲
3 Northwest	\$1,137 ▲	\$1,358 ▼	\$1,788 ▲
4 West	\$1,127 ▲	\$1,344 ▲	\$2,080 ▲
5 Southwest	\$1,323 ▲	\$1,581 ▼	\$2,025 ▲
6 Southeast	\$1,187 ▲	\$1,451 ▼	\$1,992 ▼

Follow us for more monthly stats

liv.rent liv.rent liv\_rent liv.rent liv rent

Source: October 2023 Statistics — liv.rent and various online sources

© Liv Strategies Inc. 2023