



Calgary & Edmonton Rent Report

September 2023

Could your listing be attracting more renters? Get a **free** Listing Assessment from one of our rental experts today – including a complimentary rent estimate.

Get free assessment

Calgary

Average rent

1br. furnished

\$1,978 ▼ -1.30%



Average rent

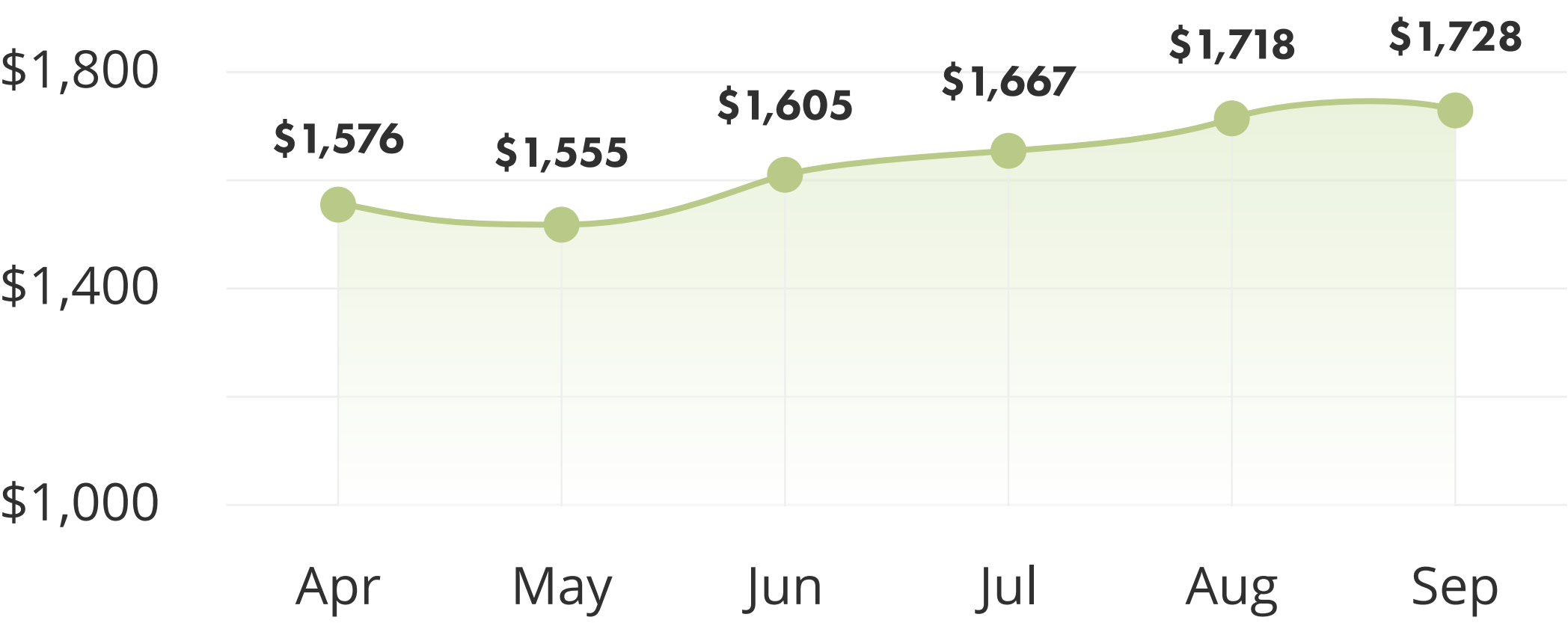
1br. unfurnished

\$1,728 ▲ 0.61%

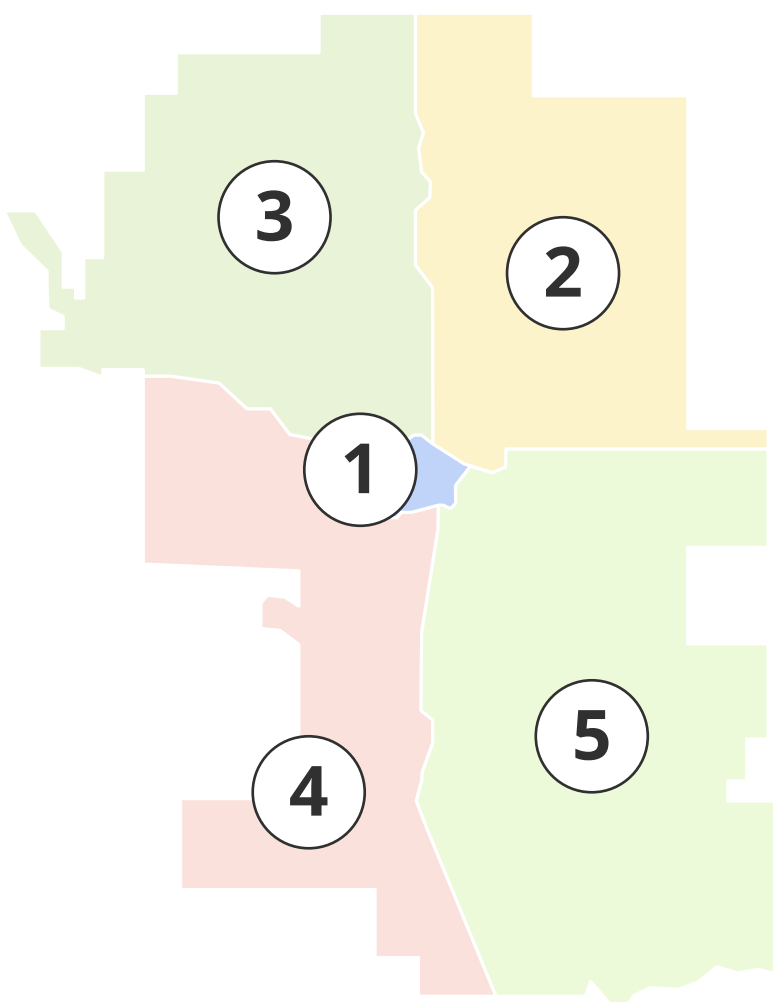


Rental trend

1br. unfurnished



Map of Calgary



Average rent by listing type

Furnished

Quadrant	1 br.	2 br.	3 br.
1 City Centre	\$2,458 ▲	\$3,041 ▲	\$4,172 ▼
2 Northeast	\$1,675 ▼	\$2,279 ▲	No data–
3 Northwest	\$1,663 ▼	\$2,155 ▼	\$2,819 ▼
4 Southwest	\$1,987 ▼	\$2,869 ▲	\$3,249 ▲
5 Southeast	\$2,107 ▲	\$2,738 ▲	No data–

Unfurnished

Quadrant	1 br.	2 br.	3 br.
1 City Centre	\$1,832 ▼	\$2,465 ▲	\$3,159 ▲
2 Northeast	\$1,695 ▲	\$2,110 ▲	\$2,592 ▲
3 Northwest	\$1,632 ▲	\$2,019 ▼	\$2,795 ▲
4 Southwest	\$1,744 ▲	\$2,285 ▲	\$3,065 ▲
5 Southeast	\$1,737 ▼	\$2,188 ▲	\$2,498 ▼

Edmonton

Average rent

1br. furnished

\$1,496 ▼ -0.51%



Average rent

1br. unfurnished

\$1,148 ▲ 3.71%

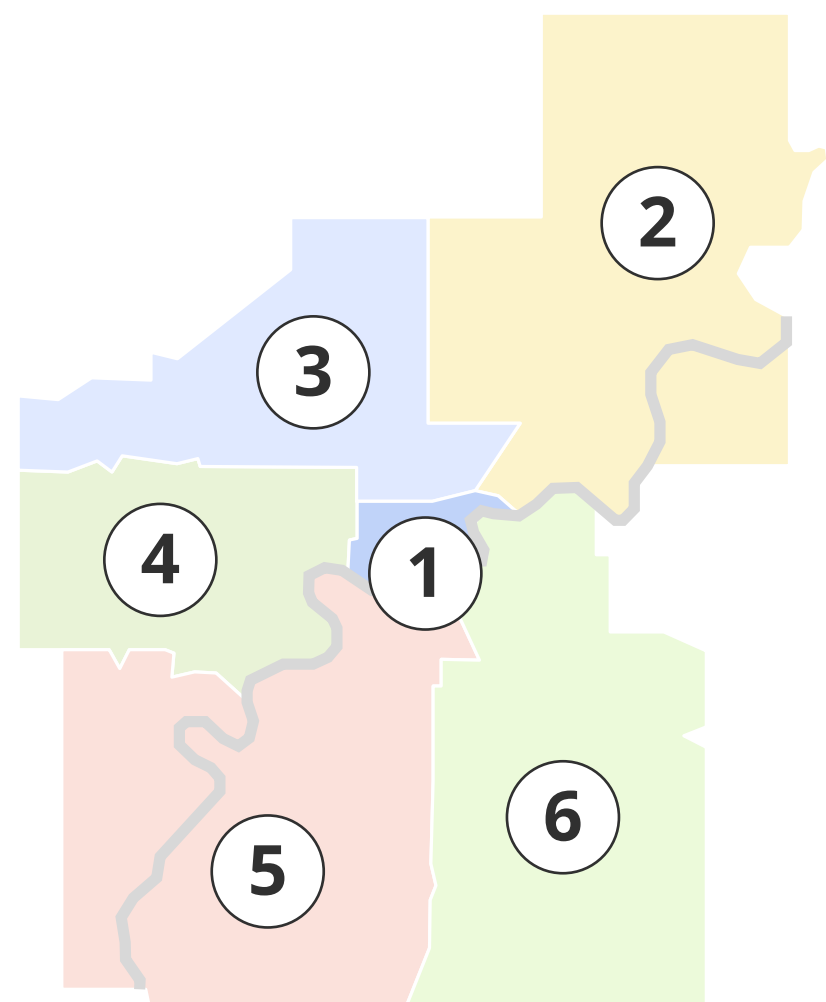


Rental trend

1br. unfurnished



Map of Edmonton



Average rent by listing type

Furnished

Sector	1 br.	2 br.	3 br.
1 Downtown	\$1,667 ▼	\$2,146 ▼	\$2,327 ▼
2 Northeast	No data–	No data–	No data–
3 Northwest	No data–	No data–	No data–
4 West	\$1,484 ▼	\$2,189 ▲	\$2,624 ▼
5 Southwest	\$1,605 ▲	\$1,930 ▲	\$2,429 ▲
6 Southeast	\$1,226 ▼	\$1,648 –	\$2,455 ▲

Unfurnished

Sector	1 br.	2 br.	3 br.
1 Downtown	\$1,162 ▼	\$1,542 ▼	\$1,790 ▲
2 Northeast	\$1,119 ▲	\$1,418 ▲	\$1,642 ▲
3 Northwest	\$1,129 ▲	\$1,404 ▲	\$1,761 ▲
4 West	\$1,088 ▲	\$1,323 ▼	\$2,036 ▲
5 Southwest	\$1,323 ▲	\$1,585 ▼	\$1,959 ▲
6 Southeast	\$1,068 ▼	\$1,488 ▼	\$2,008 ▼

Follow us for more monthly stats

liv.rent liv.rent liv_rent liv.rent liv rent

Source: September 2023 Statistics — liv.rent and various online sources

© Liv Strategies Inc. 2023