



Calgary & Edmonton Rent Report

August 2023

Could your listing be attracting more renters? Get a **free** Listing Assessment from one of our rental experts today – including a complimentary rent estimate.

Get free assessment

Calgary

Average rent

1br. furnished

\$2,004 ▼ -4.63%



Average rent

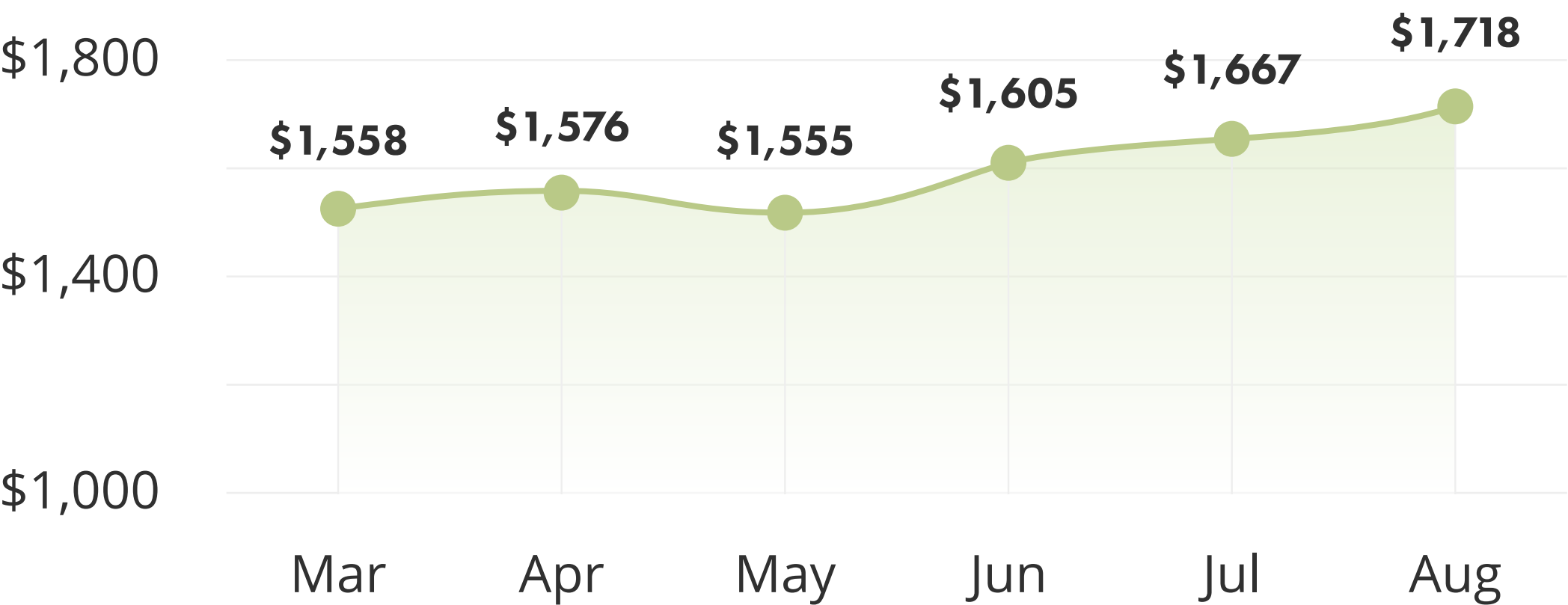
1br. unfurnished

\$1,718 ▲ 3.05%

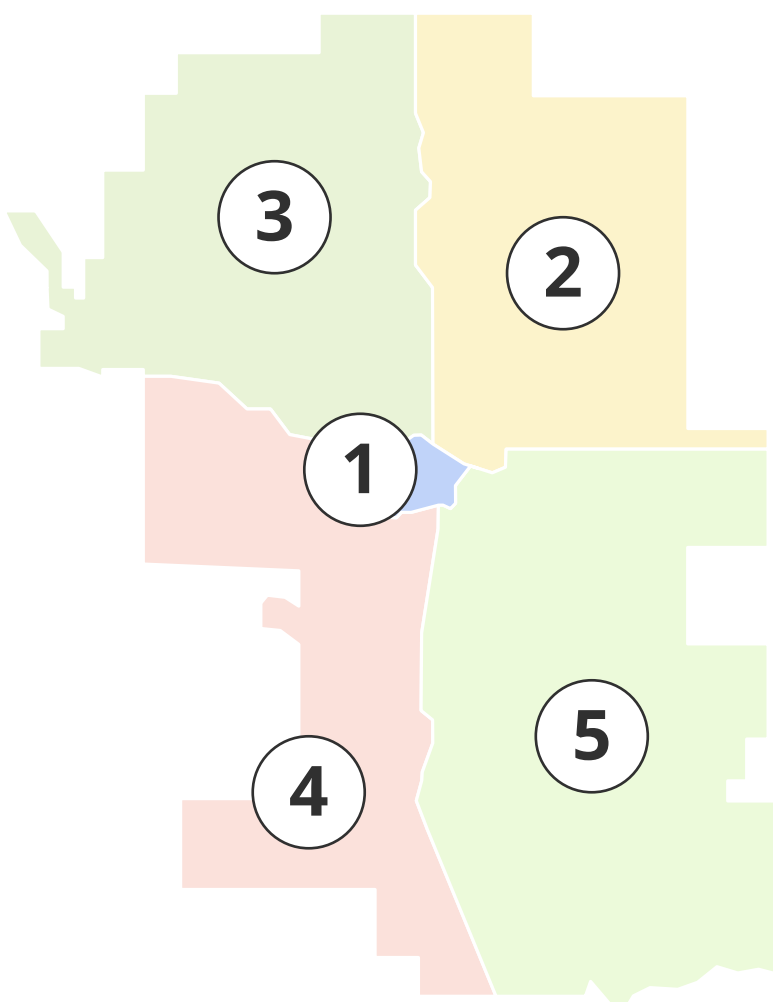


Rental trend

1br. unfurnished



Map of Calgary



Average rent by listing type

Furnished

Quadrant	1 br.	2 br.	3 br.
1 City Centre	\$2,287 ▼	\$2,814 ▼	\$4,231 –
2 Northeast	\$1,831 –	\$2,202 ▼	\$2,500 –
3 Northwest	\$1,722 ▼	\$2,354 ▼	\$2,862 ▲
4 Southwest	\$2,090 ▲	\$2,841 ▲	\$3,056 ▼
5 Southeast	\$2,090 ▼	\$2,610 ▼	\$2,650 ▼

Unfurnished

Quadrant	1 br.	2 br.	3 br.
1 City Centre	\$1,835 ▲	\$2,374 ▲	\$2,844 ▼
2 Northeast	\$1,657 ▲	\$1,958 ▲	\$2,499 ▲
3 Northwest	\$1,437 ▼	\$2,019 ▲	\$2,689 ▲
4 Southwest	\$1,740 ▲	\$2,188 ▲	\$2,890 ▲
5 Southeast	\$1,919 ▲	\$2,050 ▼	\$2,542 ▲

Edmonton

Average rent

1br. furnished

\$1,503 ▲ 7.73%



Average rent

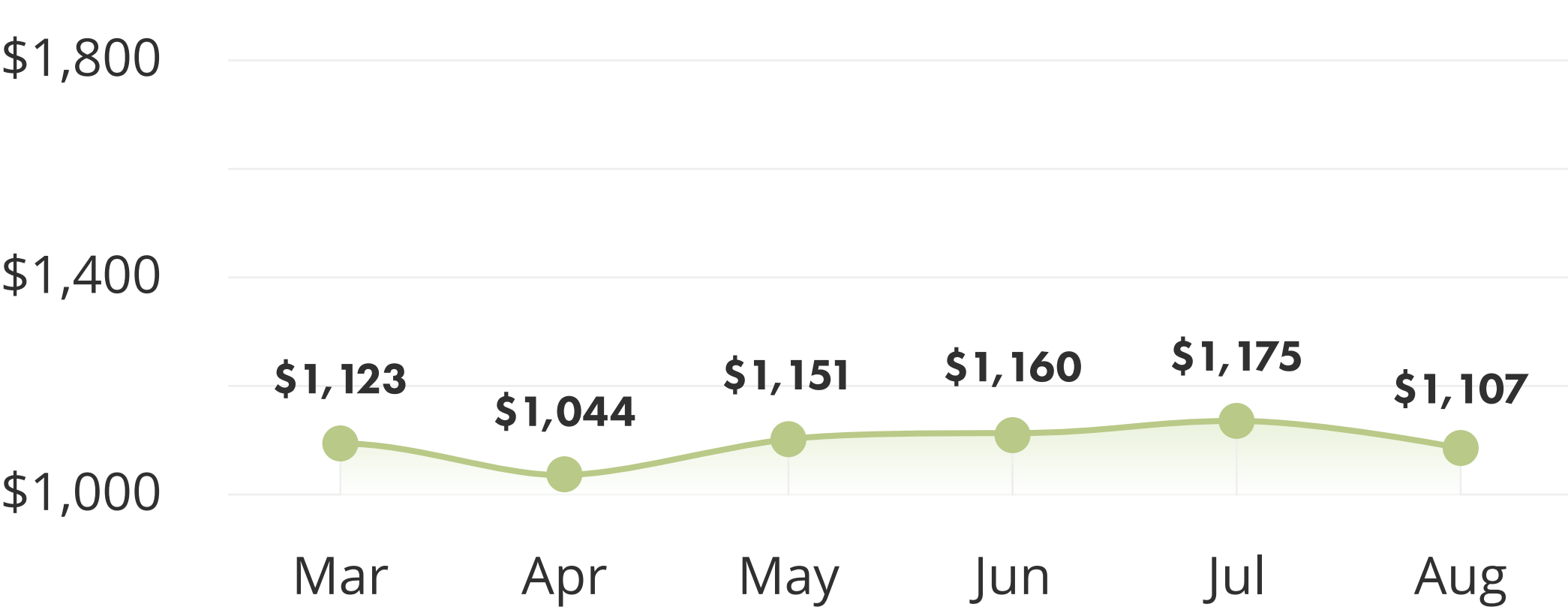
1br. unfurnished

\$1,107 ▼ -5.75%

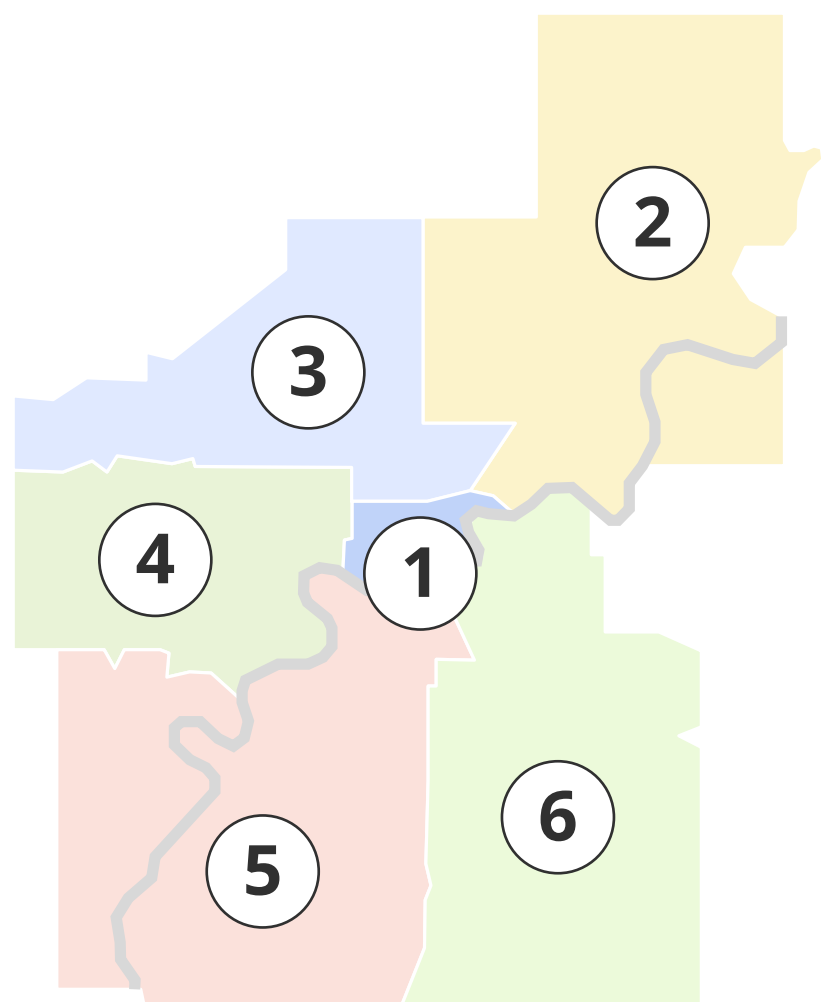


Rental trend

1br. unfurnished



Map of Edmonton



Average rent by listing type

Furnished

Sector	1 br.	2 br.	3 br.
1 Downtown	\$1,803 ▲	\$2,306 ▼	\$2,449 ▲
2 Northeast	No data–	No data–	No data–
3 Northwest	No data–	No data–	No data–
4 West	\$1,493 ▲	\$1,801 ▼	\$2,645 –
5 Southwest	\$1,442 ▼	\$1,912 ▲	\$2,373 ▼
6 Southeast	\$1,275 –	No data–	\$2,217 ▼

Unfurnished

Sector	1 br.	2 br.	3 br.
1 Downtown	\$1,164 ▼	\$1,572 ▲	\$1,769 ▼
2 Northeast	\$1,050 ▼	\$1,334 ▲	\$1,594 ▼
3 Northwest	\$1,025 ▼	\$1,329 ▲	\$1,562 ▼
4 West	\$1,033 ▼	\$1,346 ▲	\$1,855 ▲
5 Southwest	\$1,237 ▼	\$1,591 ▲	\$1,891 ▲
6 Southeast	\$1,134 ▼	\$1,505 ▲	\$2,145 ▲

Follow us for more monthly stats

liv.rent liv.rent liv_rent liv.rent liv rent

Source: August 2023 Statistics — liv.rent and various online sources

© Liv Strategies Inc. 2023