



Calgary & Edmonton Rent Report

July 2023

Could your listing be attracting more renters? Get a **free** Listing Assessment from one of our rental experts today – including a complimentary rent estimate.

Get free assessment

Calgary

Average rent

1br. furnished

\$2,101 ▲ 7.34%



Average rent

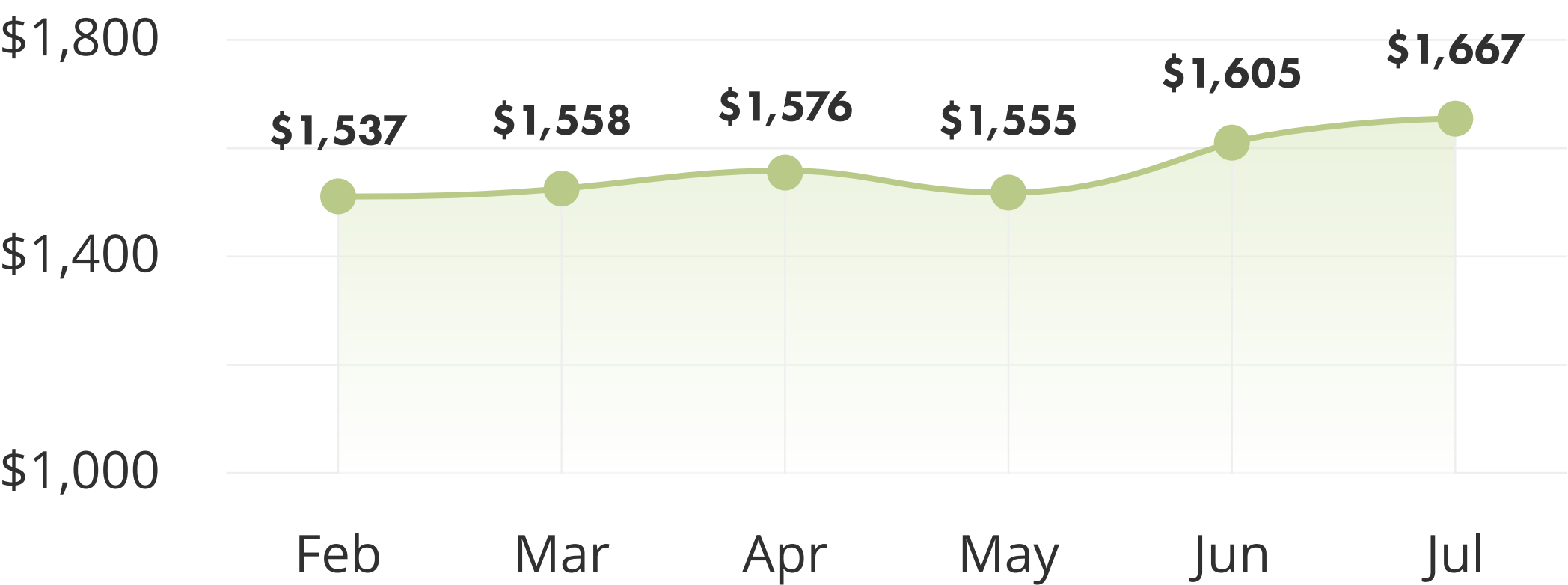
1br. unfurnished

\$1,667 ▲ 3.86%

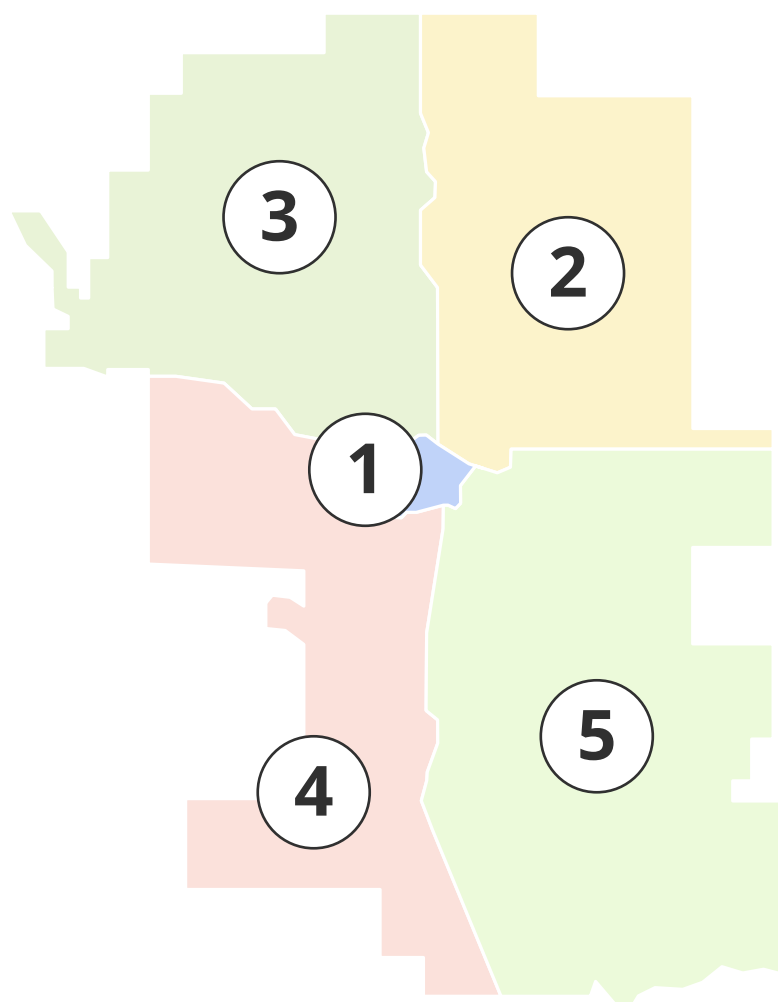


Rental trend

1br. unfurnished



Map of Calgary



Average rent by listing type

Furnished

Quadrant	1 br.	2 br.	3 br.
1 City Centre	\$2,312 ▼	\$2,970 ▲	\$3,521 –
2 Northeast	No data–	\$2,229 ▼	\$2,630 –
3 Northwest	\$1,844 ▲	\$2,380 ▲	\$2,828 ▼
4 Southwest	\$2,021 ▲	\$2,834 ▲	\$3,482 ▲
5 Southeast	\$2,228 ▲	\$2,964 ▲	\$2,742 ▼

Unfurnished

Quadrant	1 br.	2 br.	3 br.
1 City Centre	\$1,806 ▲	\$2,350 ▼	\$2,951 ▲
2 Northeast	\$1,622 ▲	\$1,897 ▼	\$2,286 ▲
3 Northwest	\$1,496 ▼	\$1,986 ▼	\$2,508 ▼
4 Southwest	\$1,697 ▲	\$2,180 ▲	\$2,629 ▼
5 Southeast	\$1,713 ▲	\$2,267 ▲	\$2,492 ▲

Edmonton

Average rent

1br. furnished

\$1,395 ▲ 2.00%



Average rent

1br. unfurnished

\$1,175 ▲ 1.28%

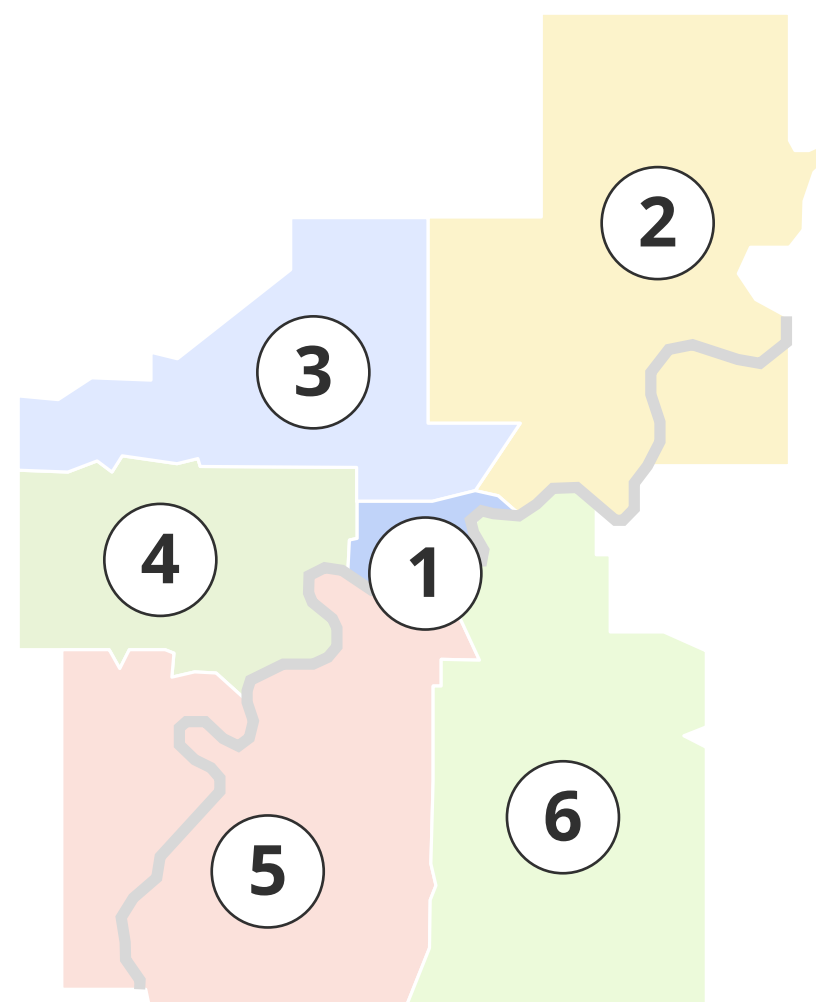


Rental trend

1br. unfurnished



Map of Edmonton



Average rent by listing type

Furnished

Sector	1 br.	2 br.	3 br.
1 Downtown	\$1,683 ▲	\$2,308 ▲	\$2,220 ▼
2 Northeast	\$1,095 ▲	No data–	No data–
3 Northwest	\$1,269 –	\$1,567 –	No data–
4 West	\$1,389 ▲	\$1,889 ▼	No data–
5 Southwest	\$1,602 ▲	\$1,775 ▼	\$2,515 ▼
6 Southeast	\$1,334 –	No data–	\$2,316 ▲

Unfurnished

Sector	1 br.	2 br.	3 br.
1 Downtown	\$1,215 ▲	\$1,551 ▲	\$1,846 ▲
2 Northeast	\$1,105 ▼	\$1,309 ▲	\$1,653 ▲
3 Northwest	\$1,111 ▼	\$1,297 ▼	\$1,644 ▼
4 West	\$1,102 ▲	\$1,342 ▲	\$1,787 ▼
5 Southwest	\$1,254 ▼	\$1,510 ▲	\$1,855 ▲
6 Southeast	\$1,261 ▲	\$1,454 ▼	\$1,873 ▲

Follow us for more monthly stats

liv.rent liv.rent liv_rent liv.rent liv rent

Source: July 2023 Statistics — liv.rent and various online sources

© Liv Strategies Inc. 2023