

Calgary & Edmonton Rent Report

June 2023

Could your listing be attracting more renters? Get a **free** Listing Assessment from one of our rental experts today – including a complimentary rent estimate.

Get free assessment

Calgary

Average rent

1br. furnished

\$1,958

▲ 2.97%



Average rent

1br. unfurnished

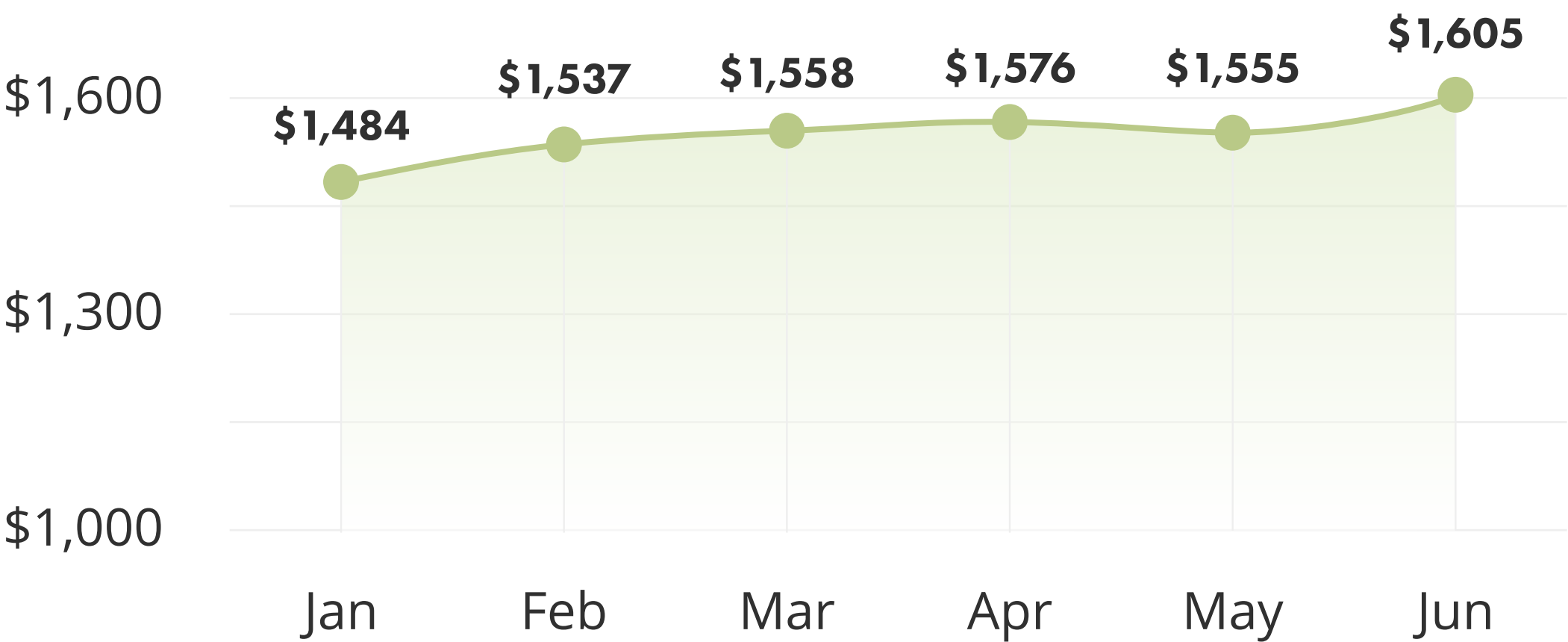
\$1,605

▲ 3.22%

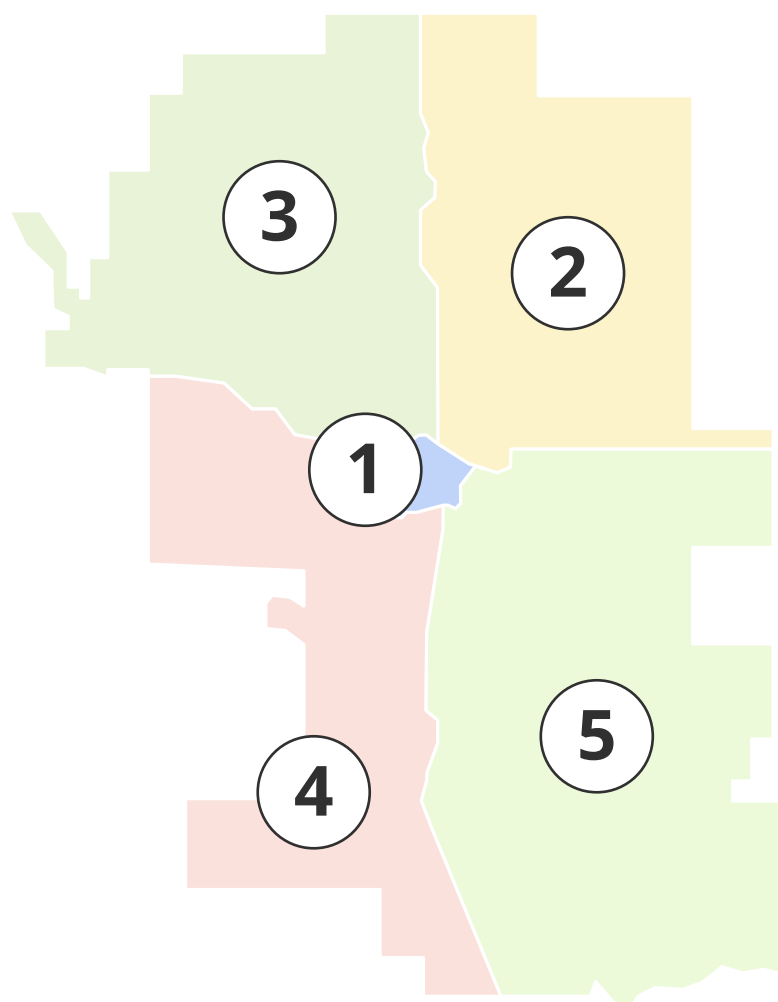


Rental trend

1br. unfurnished



Map of Calgary



Average rent by listing type

Furnished

Quadrant	1 br.	2 br.	3 br.
1 City Centre	\$2,344 ▲	\$2,833 ▼	No data–
2 Northeast	\$1,718 ▼	\$2,297 ▲	No data–
3 Northwest	\$1,789 ▲	\$2,212 ▲	\$2,849 ▲
4 Southwest	\$1,909 ▼	\$2,777 ▼	\$3,037 ▼
5 Southeast	\$2,028 ▲	\$2,762 ▲	\$2,975 ▲

Unfurnished

Quadrant	1 br.	2 br.	3 br.
1 City Centre	\$1,667 ▼	\$2,374 ▲	\$2,504 ▼
2 Northeast	\$1,539 ▲	\$1,908 ▲	\$2,206 ▲
3 Northwest	\$1,625 ▲	\$2,017 ▲	\$2,565 ▲
4 Southwest	\$1,672 ▲	\$2,021 ▼	\$2,802 ▲
5 Southeast	\$1,521 ▲	\$2,101 ▲	\$2,338 ▼

Edmonton

Average rent

1br. furnished

\$1,368

▲ 6.45%



Average rent

1br. unfurnished

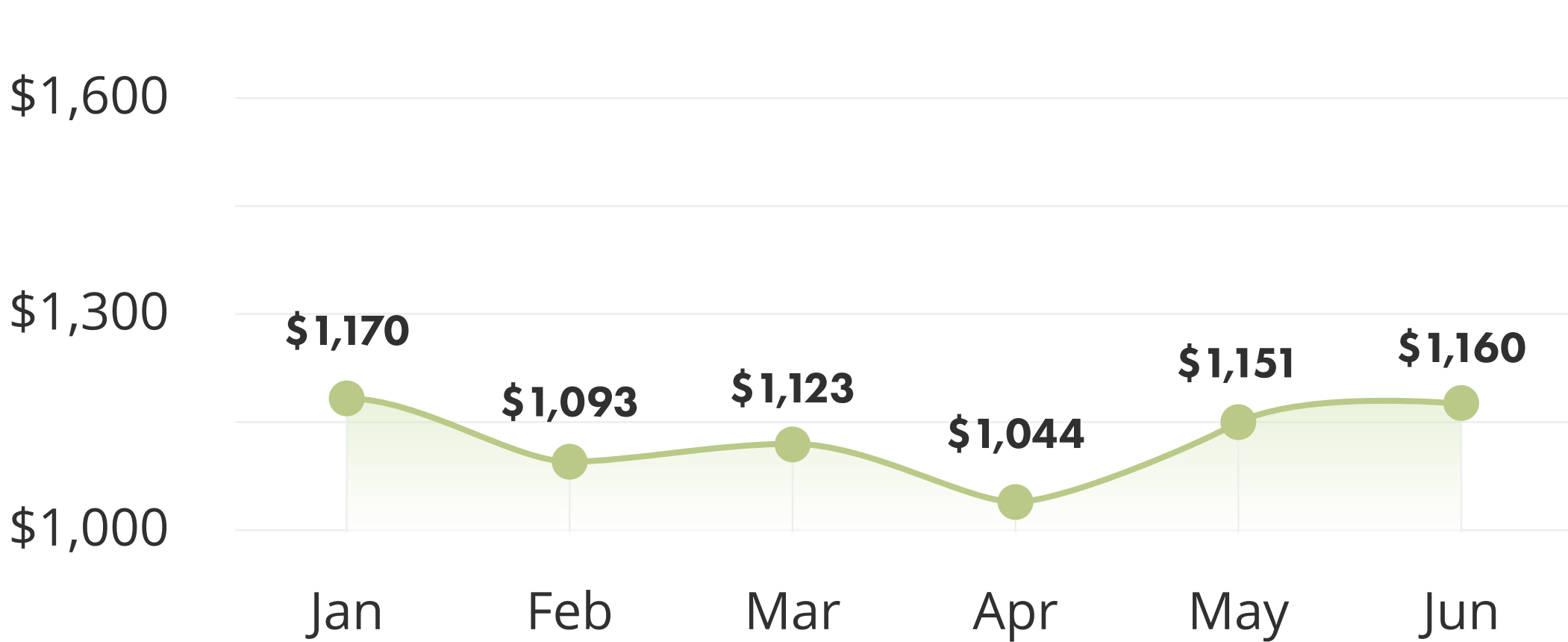
\$1,160

▲ 0.75%

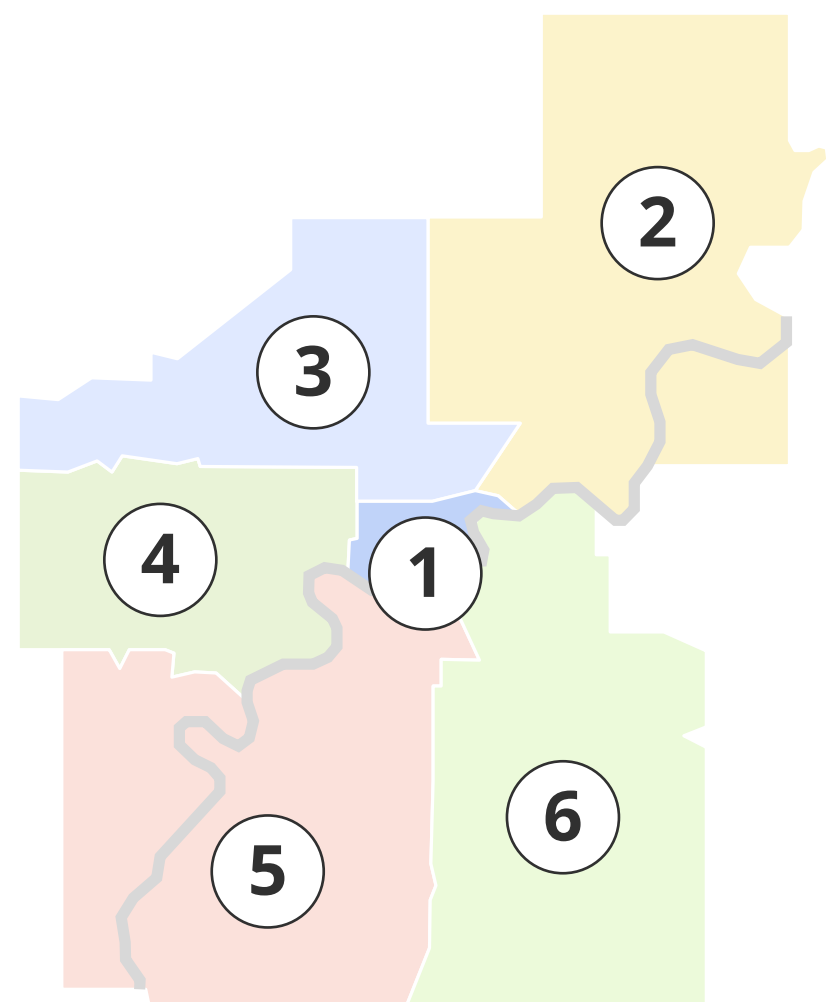


Rental trend

1br. unfurnished



Map of Edmonton



Average rent by listing type

Furnished

Sector	1 br.	2 br.	3 br.
1 Downtown	\$1,603 ▲	\$2,182 ▼	\$2,238 ▲
2 Northeast	\$1,068 ▼	No data–	No data–
3 Northwest	No data–	No data–	No data–
4 West	\$1,333 ▲	\$1,915 ▼	\$2,800 ▼
5 Southwest	\$1,468 ▲	\$1,835 ▼	\$2,677 ▲
6 Southeast	No data–	\$1,697 ▲	\$2,106 ▼

Unfurnished

Sector	1 br.	2 br.	3 br.
1 Downtown	\$1,193 ▲	\$1,478 ▼	\$1,756 ▼
2 Northeast	\$1,106 ▲	\$1,307 ▲	\$1,584 ▼
3 Northwest	\$1,145 ▲	\$1,374 ▲	\$1,667 ▼
4 West	\$1,047 ▼	\$1,333 ▼	\$1,795 ▼
5 Southwest	\$1,279 ▼	\$1,489 ▼	\$1,851 ▲
6 Southeast	\$1,189 ▲	\$1,486 ▼	\$1,864 ▲

Follow us for more monthly stats

liv.rent liv.rent liv_rent liv.rent liv rent

Source: June 2023 Statistics — liv.rent and various online sources

© Liv Strategies Inc. 2023