



Calgary & Edmonton Rent Report

May 2023

Could your listing be attracting more renters? Get a **free** Listing Assessment from one of our rental experts today – including a complimentary rent estimate.

Get free assessment

Calgary

Average rent

1br. furnished

\$1,901 ▲ 5.70%



Average rent

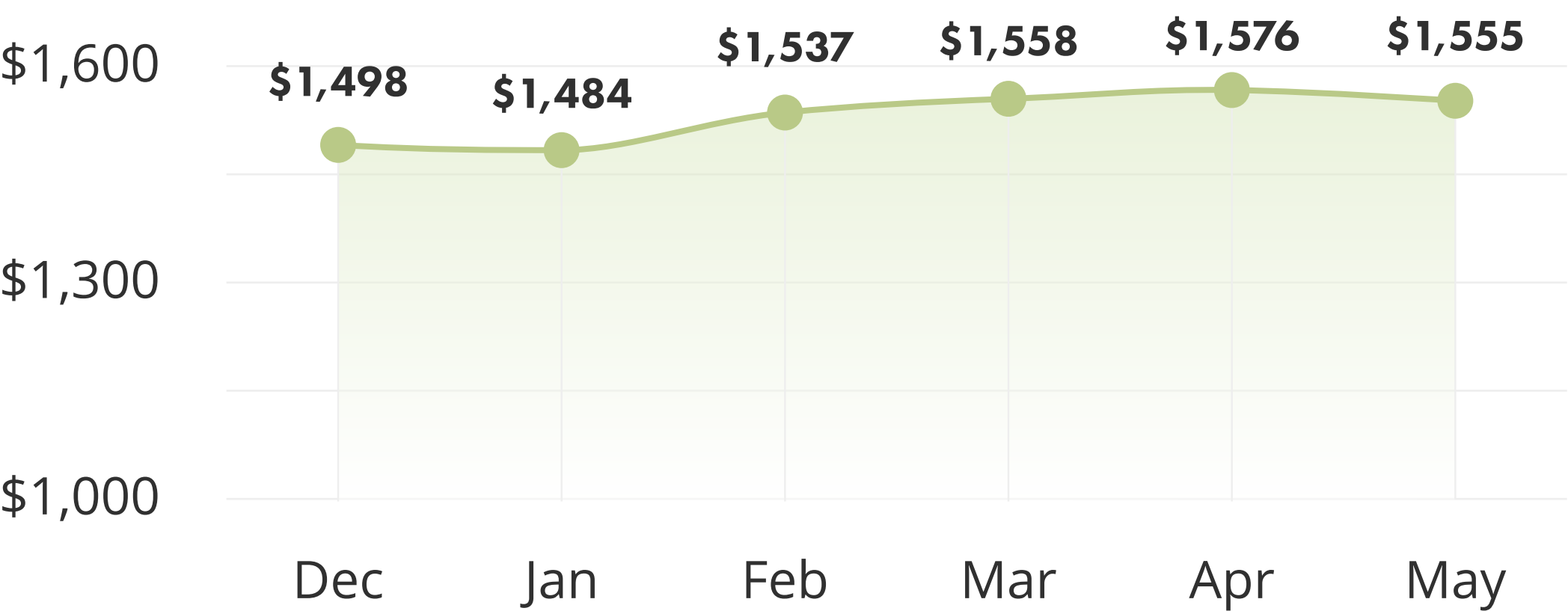
1br. unfurnished

\$1,555 ▼ -1.35%

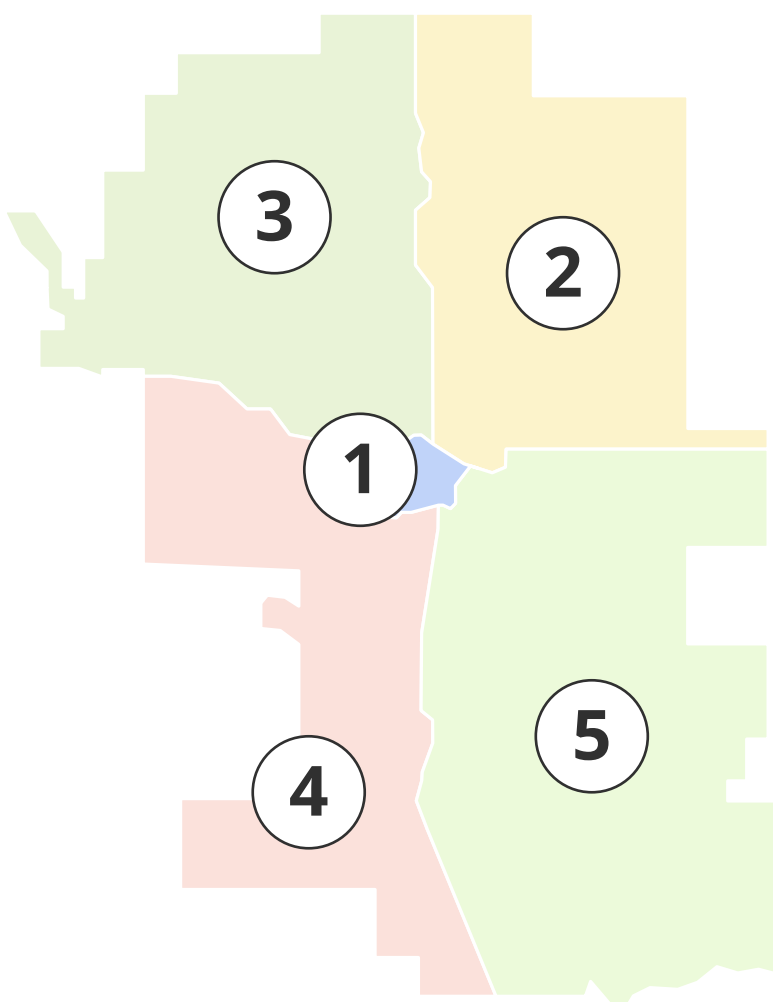


Rental trend

1br. unfurnished



Map of Calgary



Average rent by listing type

Furnished

Quadrant	1 br.	2 br.	3 br.
1 City Centre	\$2,247 ▼	\$3,002 ▲	\$3,320 ▼
2 Northeast	\$1,753 ▲	\$1,985 ▲	\$2,483 ▼
3 Northwest	\$1,588 ▲	\$2,019 ▼	\$2,681 ▼
4 Southwest	\$2,104 ▲	\$2,818 ▲	\$3,306 ▲
5 Southeast	\$1,814 ▼	\$2,666 ▲	\$2,729 ▲

Unfurnished

Quadrant	1 br.	2 br.	3 br.
1 City Centre	\$1,751 ▲	\$2,312 ▲	\$2,688 ▼
2 Northeast	\$1,368 ▼	\$1,840 ▲	\$2,192 ▲
3 Northwest	\$1,544 ▼	\$1,943 ▲	\$2,518 ▲
4 Southwest	\$1,603 ▲	\$2,086 ▲	\$2,515 ▼
5 Southeast	\$1,508 ▼	\$2,024 ▲	\$2,382 ▲

Edmonton

Average rent

1br. furnished

\$1,285 ▲ 3.18%



Average rent

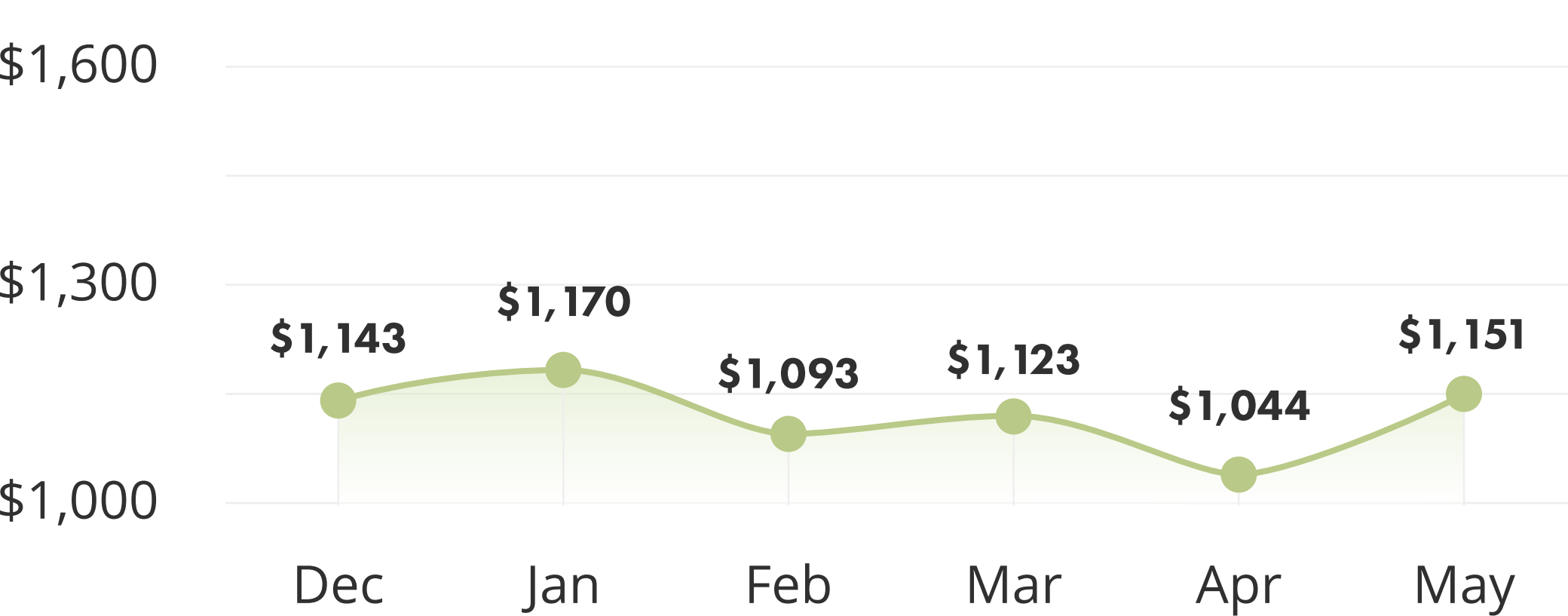
1br. unfurnished

\$1,151 ▲ 10.23%

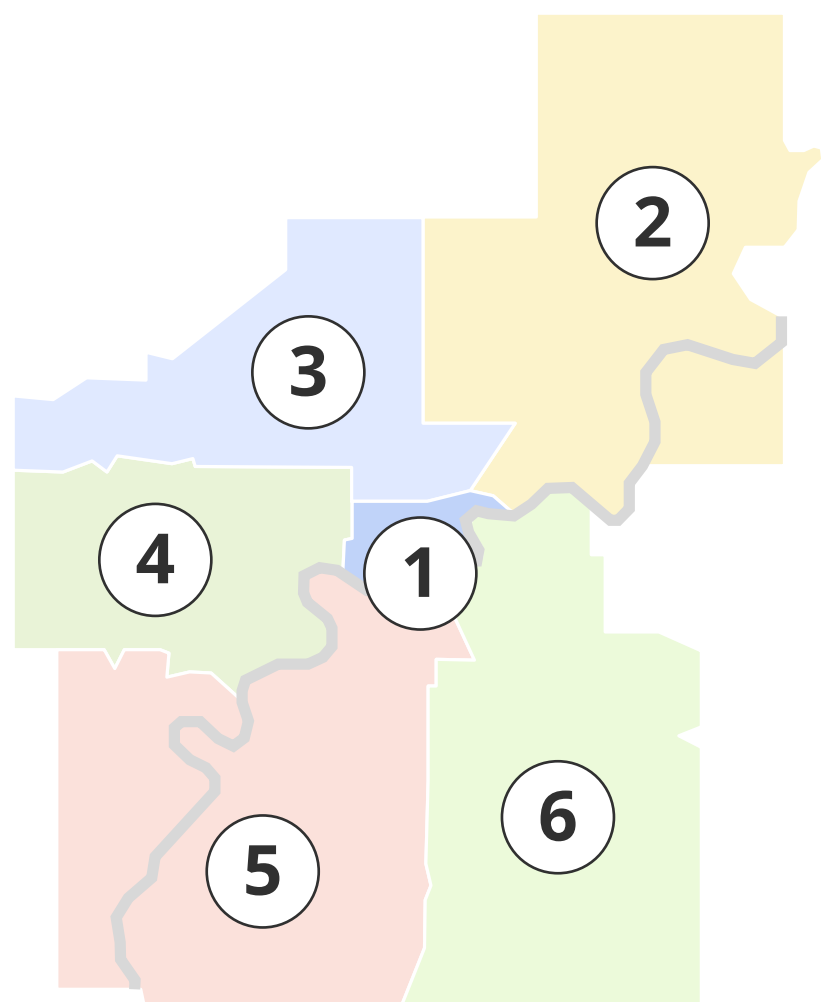


Rental trend

1br. unfurnished



Map of Edmonton



Average rent by listing type

Furnished

Sector	1 br.	2 br.	3 br.
1 Downtown	\$1,497 ▼	\$2,211 ▲	\$2,232 ▼
2 Northeast	\$1,104 ▲	\$1,629 ▼	\$1,814 –
3 Northwest	\$1,191 –	No data–	No data–
4 West	\$1,203 ▲	\$1,956 ▲	\$2,970 ▲
5 Southwest	\$1,338 ▼	\$1,925 ▼	\$2,320 ▲
6 Southeast	\$1,378 ▲	\$1,641 ▲	\$2,263 ▲

Unfurnished

Sector	1 br.	2 br.	3 br.
1 Downtown	\$1,188 ▲	\$1,700 ▲	\$1,939 ▲
2 Northeast	\$1,061 ▲	\$1,277 ▼	\$1,792 ▲
3 Northwest	\$1,092 ▲	\$1,292 ▲	\$1,709 ▲
4 West	\$1,085 ▲	\$1,418 ▲	\$1,863 ▲
5 Southwest	\$1,321 ▲	\$1,550 ▲	\$1,835 ▼
6 Southeast	\$1,160 ▲	\$1,517 ▲	\$1,852 ▲

Follow us for more monthly stats

liv.rent liv.rent liv_rent liv.rent liv rent

Source: May 2023 Statistics — liv.rent and various online sources

© Liv Strategies Inc. 2023