



Calgary & Edmonton Rent Report

April 2023

Could your listing be attracting more renters? Get a **free** Listing Assessment from one of our rental experts today – including a complimentary rent estimate.

Get free assessment

Calgary

Average rent

1br. furnished

\$1,799 ▼ -1.66%



Average rent

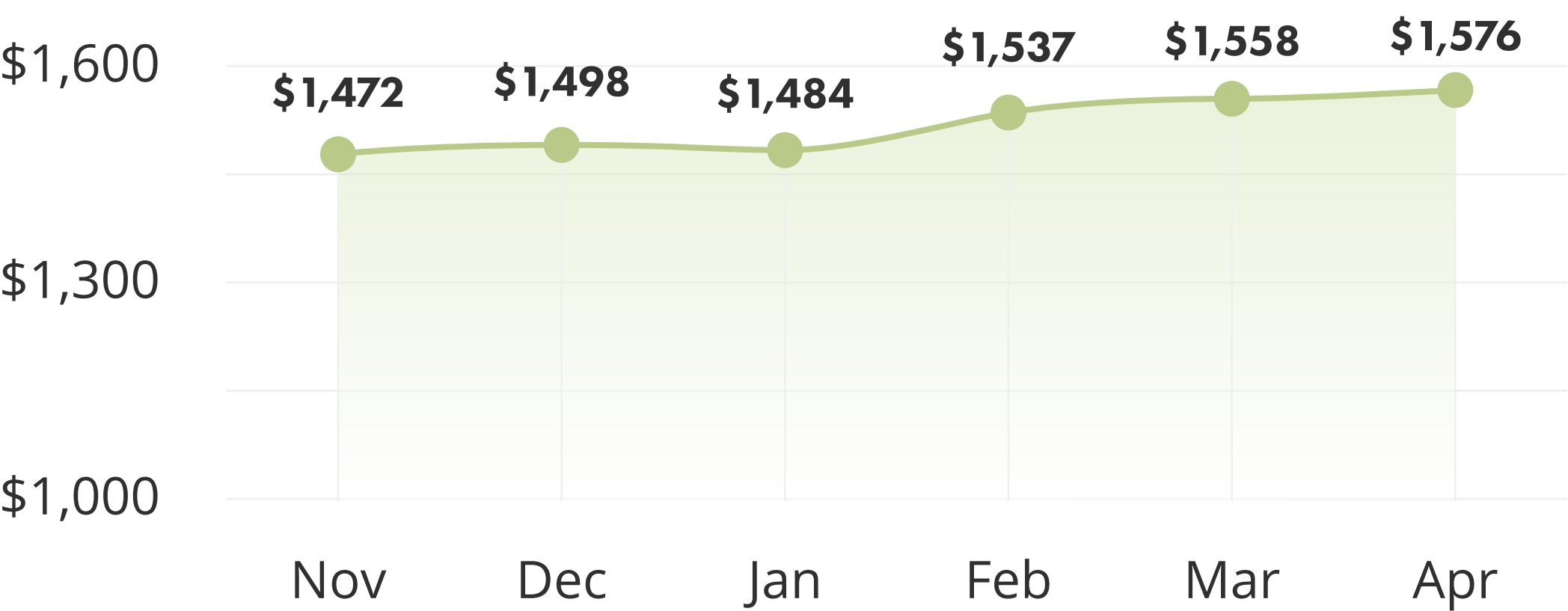
1br. unfurnished

\$1,576 ▲ 1.18%

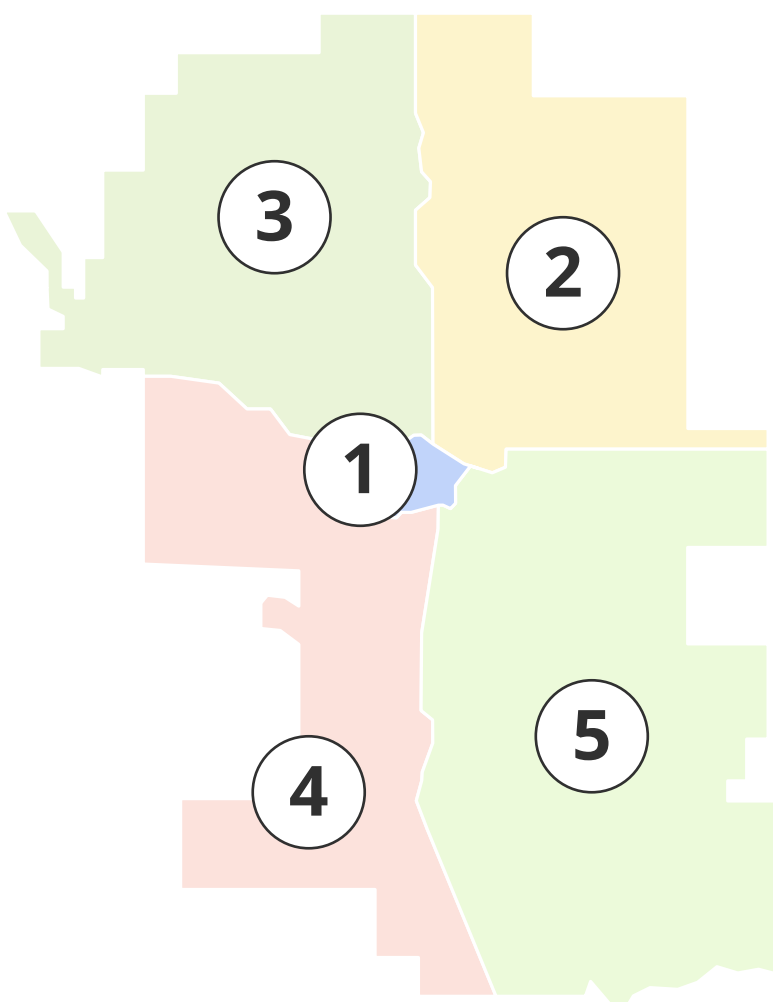


Rental trend

1br. unfurnished



Map of Calgary



Average rent by listing type

Furnished

Quadrant	1 br.	2 br.	3 br.
1 City Centre	\$2,256 ▲	\$2,825 ▲	\$3,740 ▲
2 Northeast	\$1,330 ▼	\$1,924 ▼	\$2,625 ▲
3 Northwest	\$1,473 ▲	\$2,032 ▼	\$2,949 ▲
4 Southwest	\$2,049 ▼	\$2,737 ▲	\$3,101 ▲
5 Southeast	\$1,885 ▼	\$2,466 ▼	\$2,715 ▼

Unfurnished

Quadrant	1 br.	2 br.	3 br.
1 City Centre	\$1,664 ▼	\$2,227 ▲	\$2,761 ▼
2 Northeast	\$1,490 ▲	\$1,793 ▲	\$2,110 ▼
3 Northwest	\$1,547 ▼	\$1,806 ▼	\$2,352 ▲
4 Southwest	\$1,509 ▼	\$2,023 ▼	\$2,547 ▼
5 Southeast	\$1,670 ▲	\$2,008 ▲	\$2,267 ▼

Edmonton

Average rent

1br. furnished

\$1,246 ▼ -3.70%



Average rent

1br. unfurnished

\$1,044 ▼ -7.03%

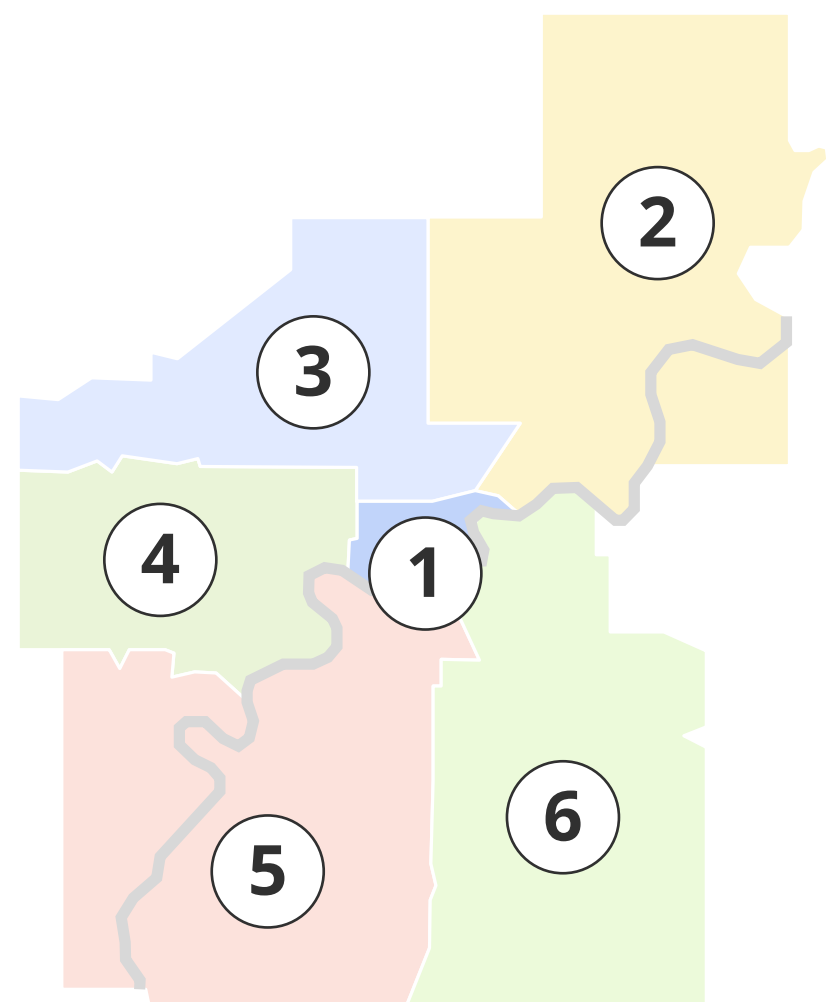


Rental trend

1br. unfurnished



Map of Edmonton



Average rent by listing type

Furnished

Sector	1 br.	2 br.	3 br.
1 Downtown	\$1,560 ▲	\$2,109 ▲	\$2,256 ▼
2 Northeast	\$960 ▼	\$1,735 ▲	No data—
3 Northwest	No data—	\$1,496 ▲	No data—
4 West	\$1,141 —	\$1,800 ▼	\$2,848 ▲
5 Southwest	\$1,339 ▼	\$1,954 ▲	\$2,228 ▼
6 Southeast	\$1,228 ▲	\$1,513 ▲	\$1,999 ▼

Unfurnished

Sector	1 br.	2 br.	3 br.
1 Downtown	\$1,057 ▼	\$1,446 ▼	\$1,752 ▼
2 Northeast	\$1,053 ▼	\$1,330 ▼	\$1,519 ▼
3 Northwest	\$1,015 ▼	\$1,226 ▼	\$1,503 ▼
4 West	\$977 ▼	\$1,335 ▼	\$1,726 ▼
5 Southwest	\$1,063 ▼	\$1,375 ▼	\$1,893 ▲
6 Southeast	\$1,101 ▼	\$1,365 ▲	\$1,720 ▼

Follow us for more monthly stats

liv.rent liv.rent liv_rent liv.rent liv rent

Source: April 2023 Statistics — liv.rent and various online sources

© Liv Strategies Inc. 2023