

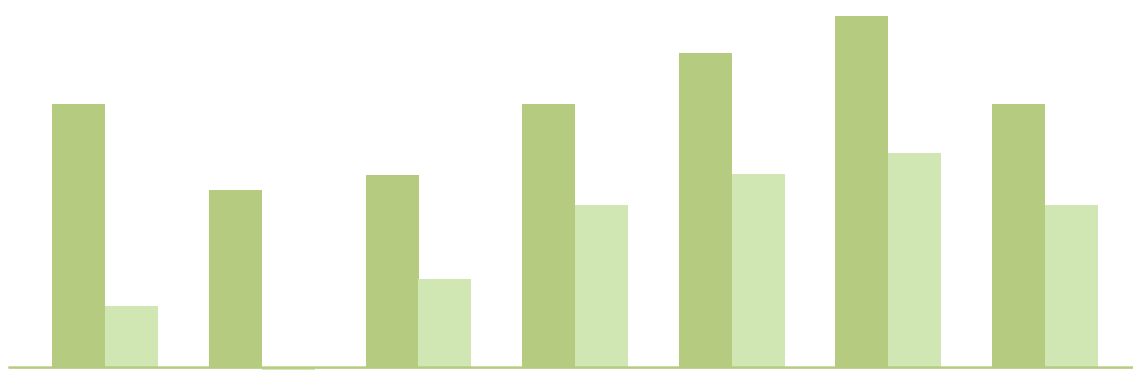


Calgary & Edmonton Rent Report

January 2023

Could your listing be attracting more renters? Get a **free** Listing Assessment from one of our rental experts today – including a complimentary rent estimate.

Get free assessment



Calgary

Average rent
1br. furnished

\$1,655 ▼ -2.29%

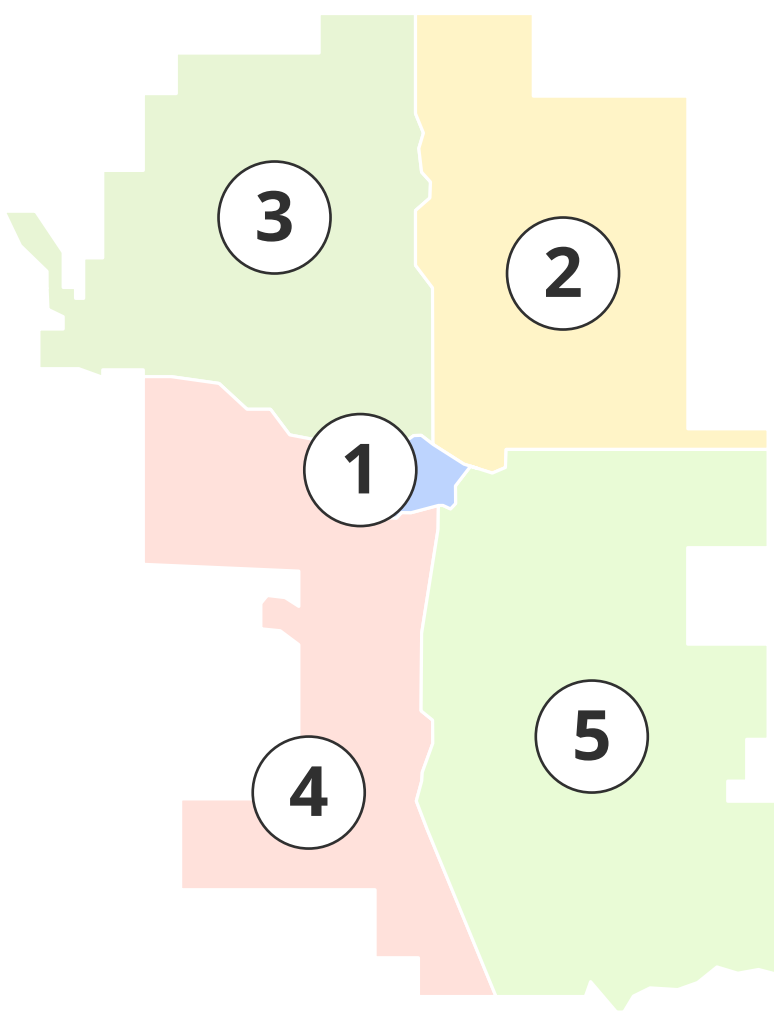


Average rent
1br. unfurnished

\$1,484 ▼ -0.96%



Map of Calgary



Average rent by listing type

Furnished

Quadrant	1 br.	2 br.	3 br.
1 City Centre	\$1,931 ▼	\$2,734 ▼	\$3,500 ▼
2 Northeast	\$1,261 ▼	\$1,841 –	\$2,513 –
3 Northwest	\$1,588 ▼	\$2,197 ▲	\$2,604 –
4 Southwest	\$1,646 ▲	\$2,644 ▲	\$2,949 –
5 Southeast	\$1,849 ▲	\$2,418 ▲	\$2,709 –

Unfurnished

Quadrant	1 br.	2 br.	3 br.
1 City Centre	\$1,649 ▲	\$2,028 ▼	\$2,417 ▼
2 Northeast	\$1,424 ▲	\$1,824 ▲	\$2,019 ▲
3 Northwest	\$1,449 ▼	\$1,794 ▲	\$2,440 ▲
4 Southwest	\$1,403 ▼	\$1,897 ▲	\$2,644 ▲
5 Southeast	\$1,496 ▼	\$2,073 ▲	\$2,529 ▲

Edmonton

Average rent
1br. furnished

\$1,485 ▲ 5.09%

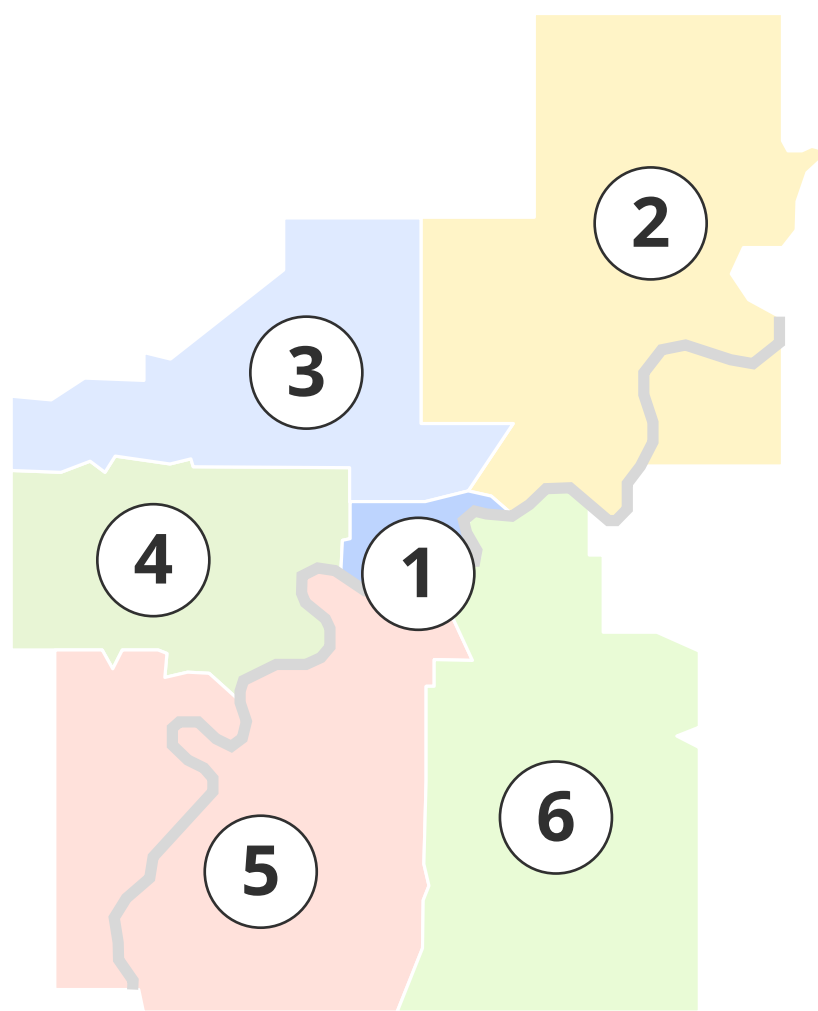


Average rent
1br. unfurnished

\$1,170 ▲ 2.43%



Map of Edmonton



Average rent by listing type

Furnished

Sector	1 br.	2 br.	3 br.
1 Downtown	\$1,429 ▲	\$1,896 ▲	No data–
2 Northeast	\$1,849 ▲	\$2,418 ▲	\$2,709 –
3 Northwest	No data–	No data–	\$1,562 –
4 West	No data–	\$1,536 ▼	No data–
5 Southwest	\$1,288 ▼	\$1,677 ▼	\$2,100 ▲
6 Southeast	\$1,375 –	\$1,430 ▼	\$2,100 ▲

Unfurnished

Sector	1 br.	2 br.	3 br.
1 Downtown	\$1,142 ▲	\$1,487 ▲	\$1,792 ▲
2 Northeast	\$1,496 ▼	\$2,073 ▲	\$2,529 ▲
3 Northwest	\$1,097 ▲	\$1,376 ▲	\$1,539 ▲
4 West	\$1,018 ▲	\$1,311 ▲	\$1,600 ▼
5 Southwest	\$1,127 ▼	\$1,464 ▲	\$1,851 ▲
6 Southeast	\$1,142 ▲	\$1,435 ▲	\$1,771 ▲

Follow us for more monthly stats

liv.rent liv.rent liv_rent liv.rent liv rent

Source: January 2023 Statistics — liv.rent and various online sources

© Liv Strategies Inc. 2023