

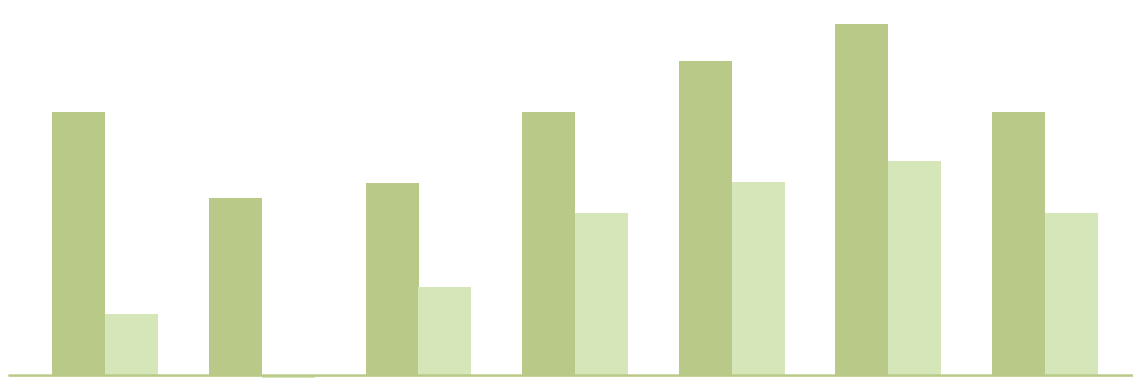


# Calgary & Edmonton Rent Report

## November 2022

Could your listing be attracting more renters? Get a **free** Listing Assessment from one of our rental experts today – including a complimentary rent estimate.

Get free assessment



### Calgary

Average rent  
1br. furnished

\$1,689

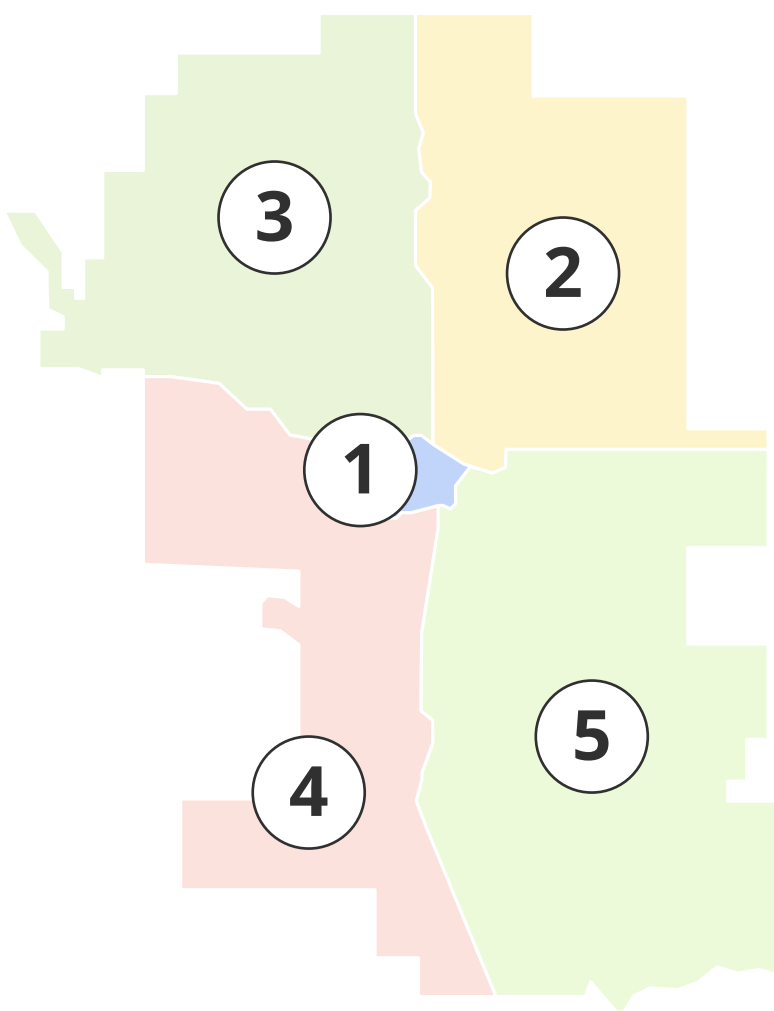


Average rent  
1br. unfurnished

\$1,472



#### Map of Calgary



#### Average rent by listing type

Furnished

Quadrant	1 br.	2 br.	3 br.
1 City Centre	\$1,996	\$3,391	No data
2 Northeast	No data	\$1,873	\$2,348
3 Northwest	\$1,137	\$2,033	\$2,338
4 Southwest	\$1,800	\$3,359	No data
5 Southeast	\$1,825	\$2,710	\$2,500

Unfurnished

Quadrant	1 br.	2 br.	3 br.
1 City Centre	\$1,565	\$2,230	\$2,504
2 Northeast	\$1,384	\$1,761	\$2,107
3 Northwest	\$1,475	\$1,834	\$2,388
4 Southwest	\$1,478	\$1,978	\$2,579
5 Southeast	\$1,459	\$1,838	\$2,370

### Edmonton

Average rent  
1br. furnished

\$1,481

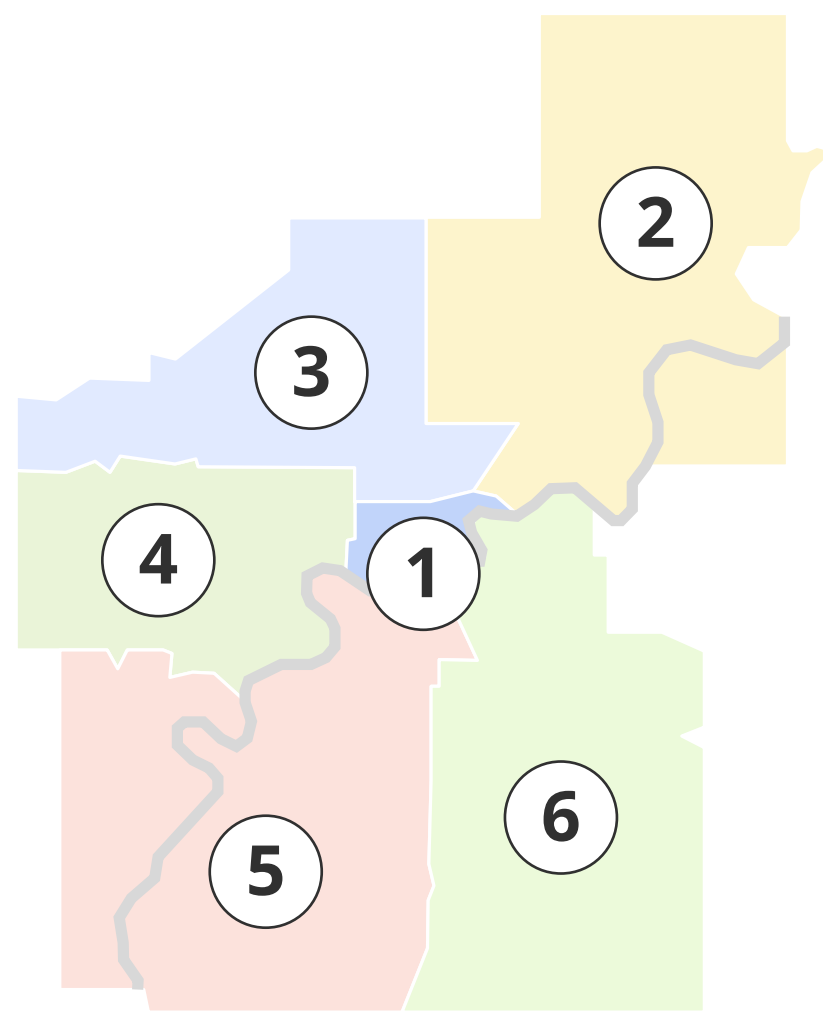


Average rent  
1br. unfurnished

\$1,236



#### Map of Edmonton



#### Average rent by listing type

Furnished

Sector	1 br.	2 br.	3 br.
1 Downtown	\$1,545	\$1,927	No data
2 Northeast	\$1,825	\$2,710	\$2,500
3 Northwest	\$1,270	\$1,626	\$1,821
4 West	No data	\$1,487	No data
5 Southwest	\$1,282	\$1,735	\$1,968
6 Southeast	No data	\$1,613	\$1,925

Unfurnished

Sector	1 br.	2 br.	3 br.
1 Downtown	\$1,252	\$1,708	\$1,856
2 Northeast	\$1,459	\$1,838	\$2,370
3 Northwest	\$1,176	\$1,382	\$1,573
4 West	\$1,054	\$1,276	\$1,496
5 Southwest	\$1,203	\$1,465	\$1,814
6 Southeast	\$1,274	\$1,410	\$1,816

Follow us for more monthly stats

liv.rent liv.rent liv\_rent liv.rent liv rent

Source: November 2022 Statistics — liv.rent and various online sources

© Liv Strategies Inc. 2022